FlatPapillon SKIN

AUTHOR: Christophe « Highlander » DELORME
MAIL: chris.highlander@free.fr
START DATE: 2015/11/15
UPDATE: 2020/03/08
MORPHOS VERSION: 3.1X
SKIN VERSION: 1.3

PREAMBLE

Since MorphOS 2.0 release in June 2008, the OS uses Ferox skin as default and still remains in 2019 for 3.12 release.
In 2020, MorphOS reached version 3.13 and finally switch to Origo skin, still following previous main visual guidelines.

As a system user since its release and sensitized by the aspect of my OS, I propose to modernize its appearance by submitting a clean interface declined in 2 colors according to current trends.

SUMMARY

FlatPapillon SKIN

The project

Interface

Structure

Troubleshooting

Install

The project

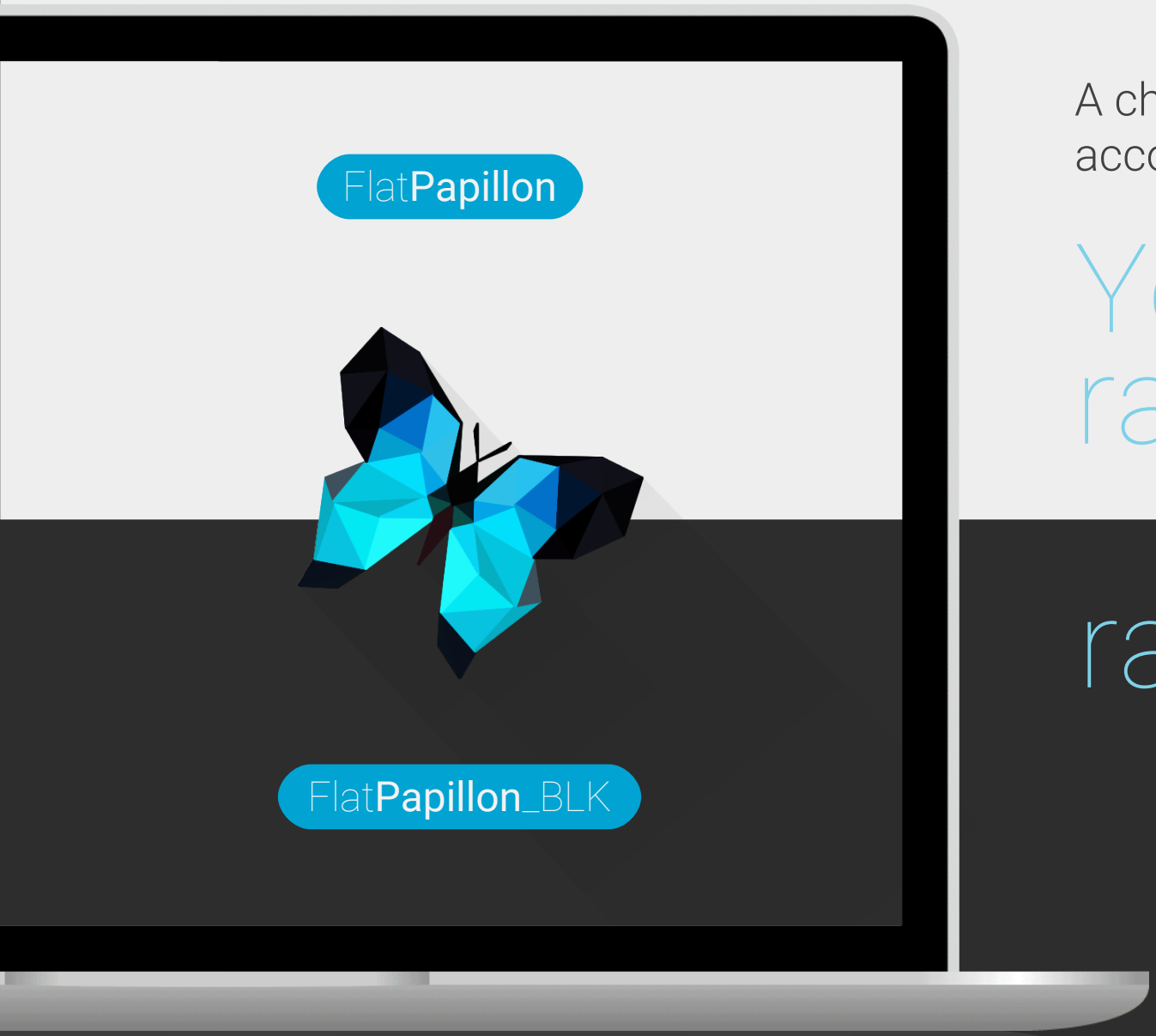

A choice of 2 skins
according to your profile

You are rather light

rather dark

#The project

FlatPapillon

Ambient Desktop

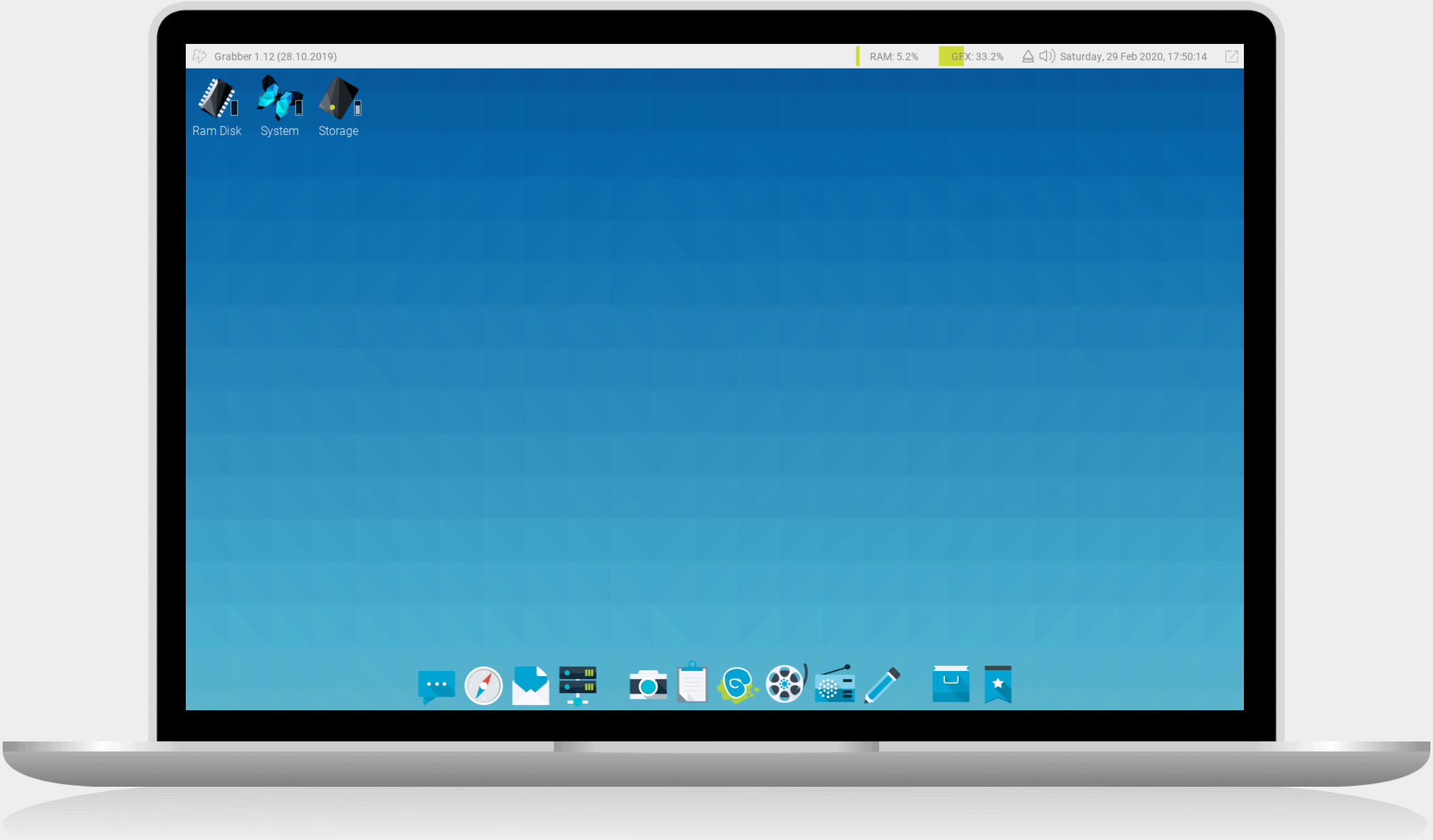

#The project

FlatPapillon_BLK

Ambient Desktop

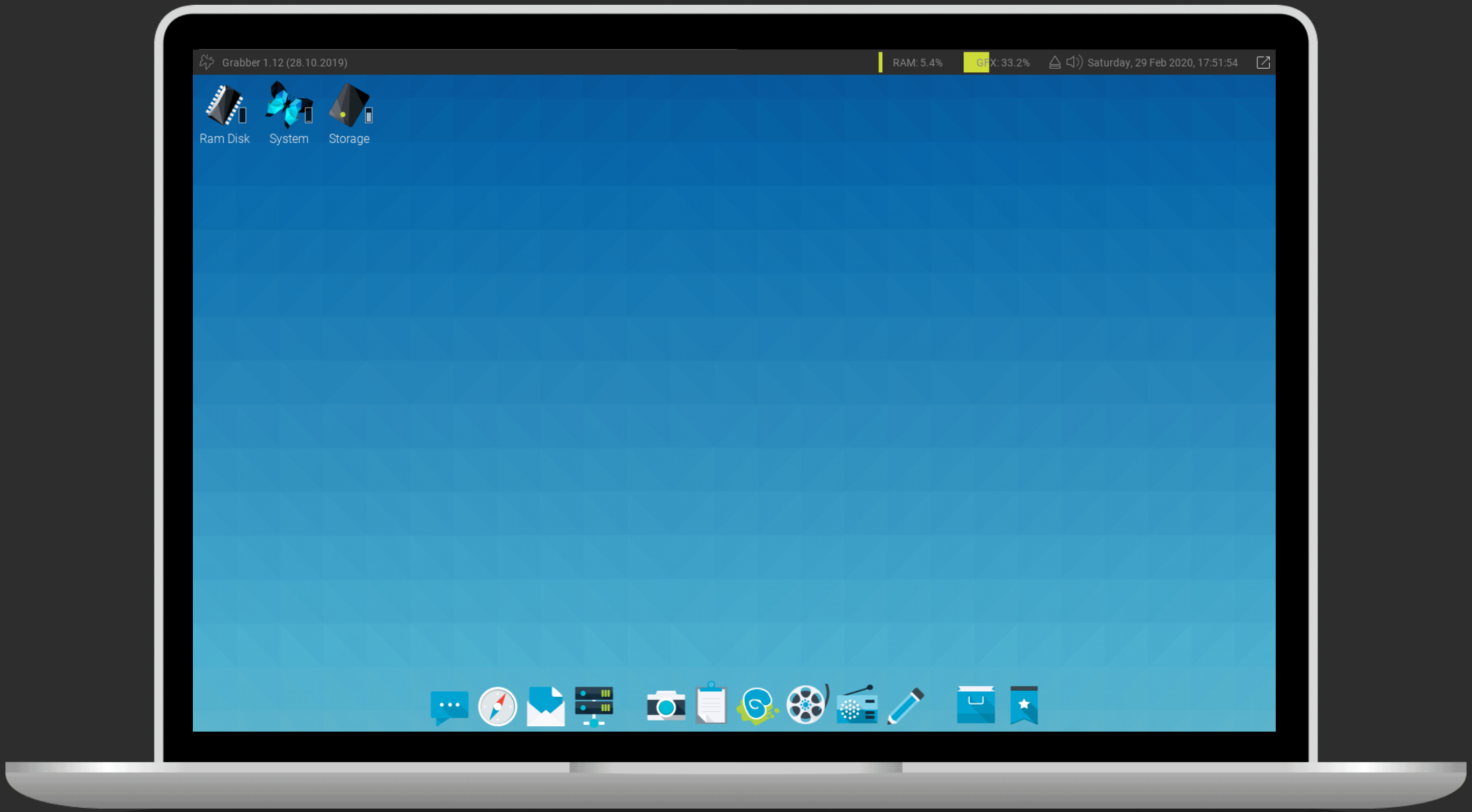

#The project

FlatPapillon

Ambient Window

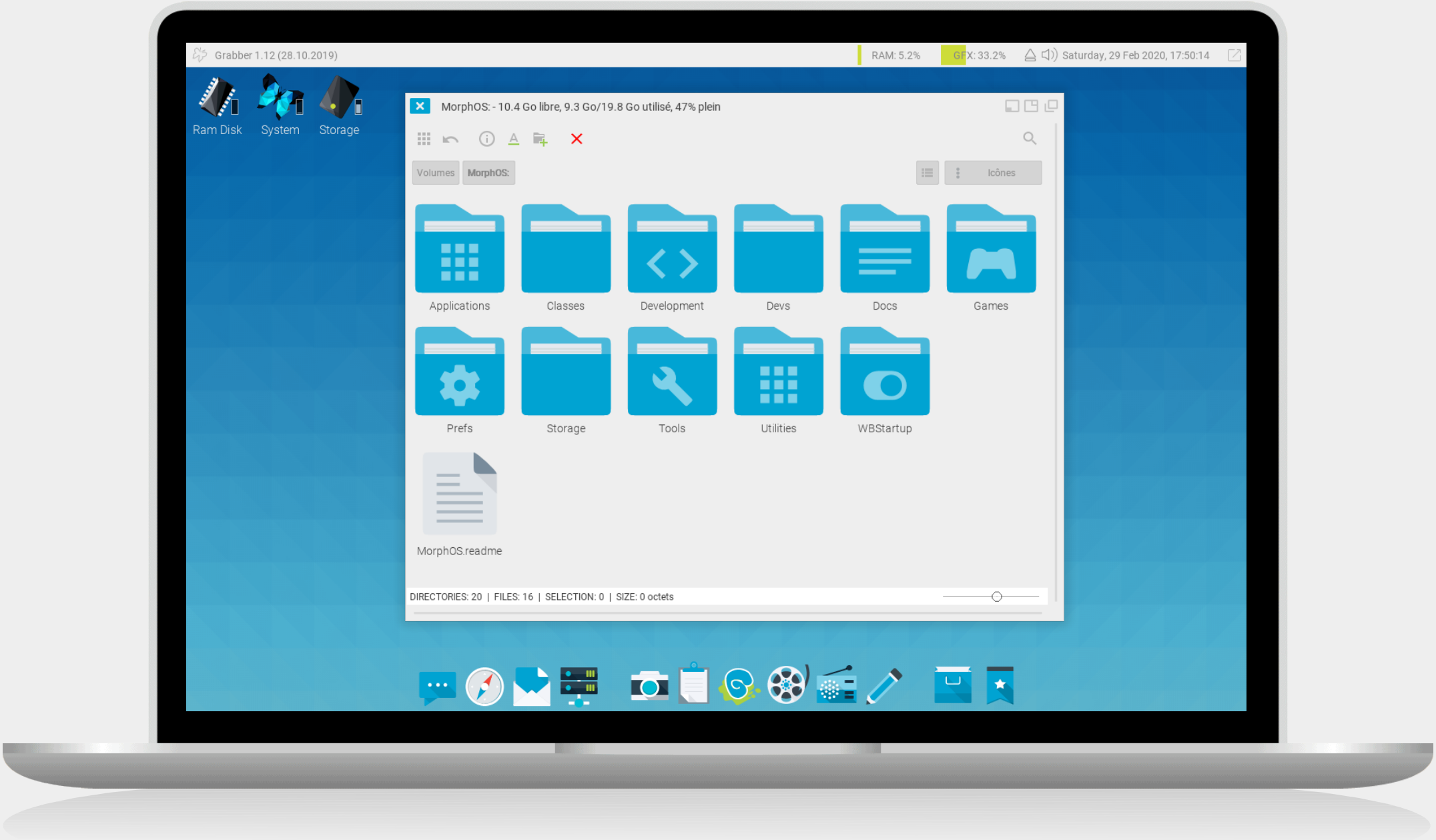

#The project

FlatPapillon_BLK

Ambient Window

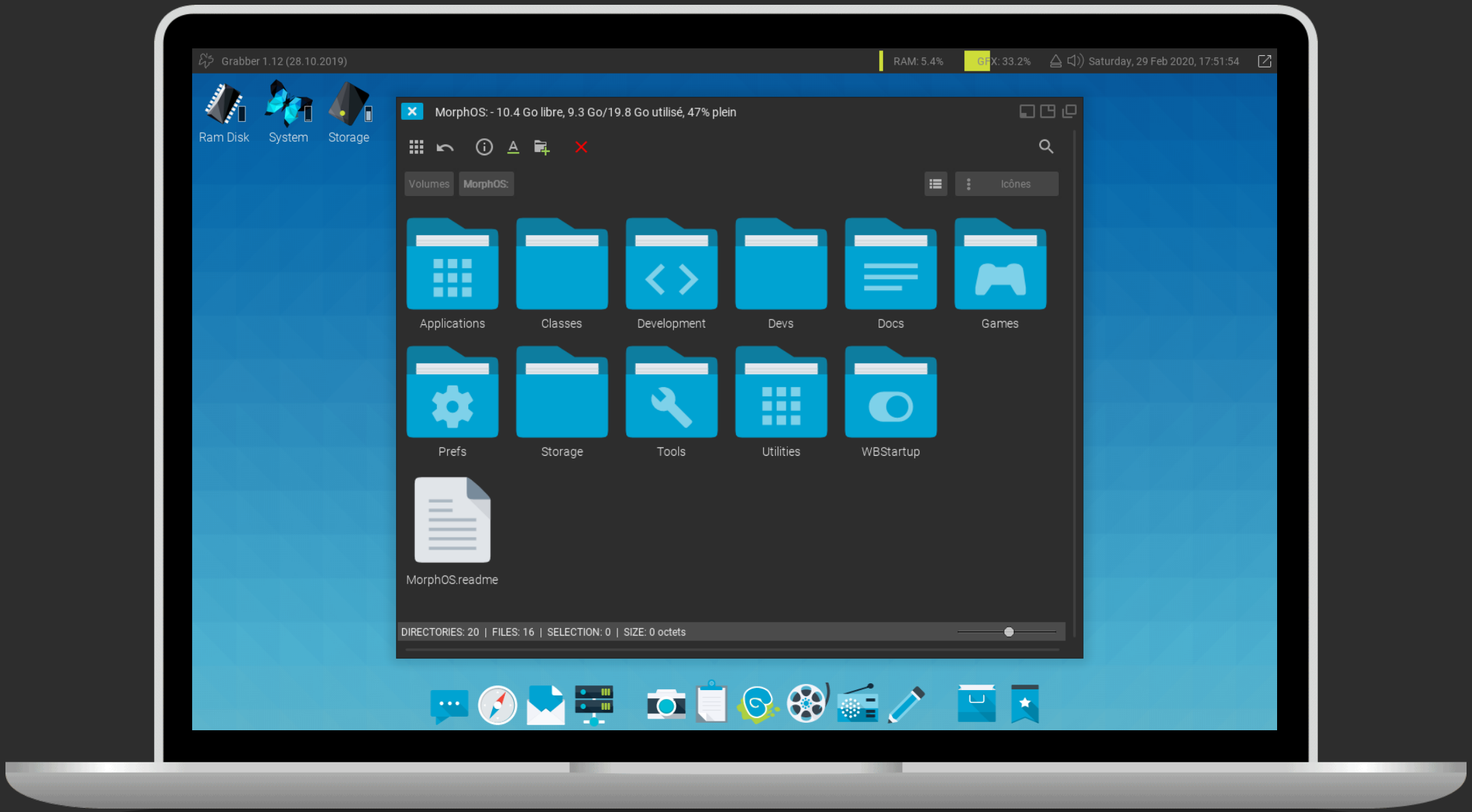

#The project

FlatPapillon

Ambient Listers

#The project

FlatPapillon_BLK

Ambient Listers

#The project

FlatPapillon

Gribouillis

#The project

FlatPapillon_BLK

Gribouillis

#The project

FlatPapillon

OWB

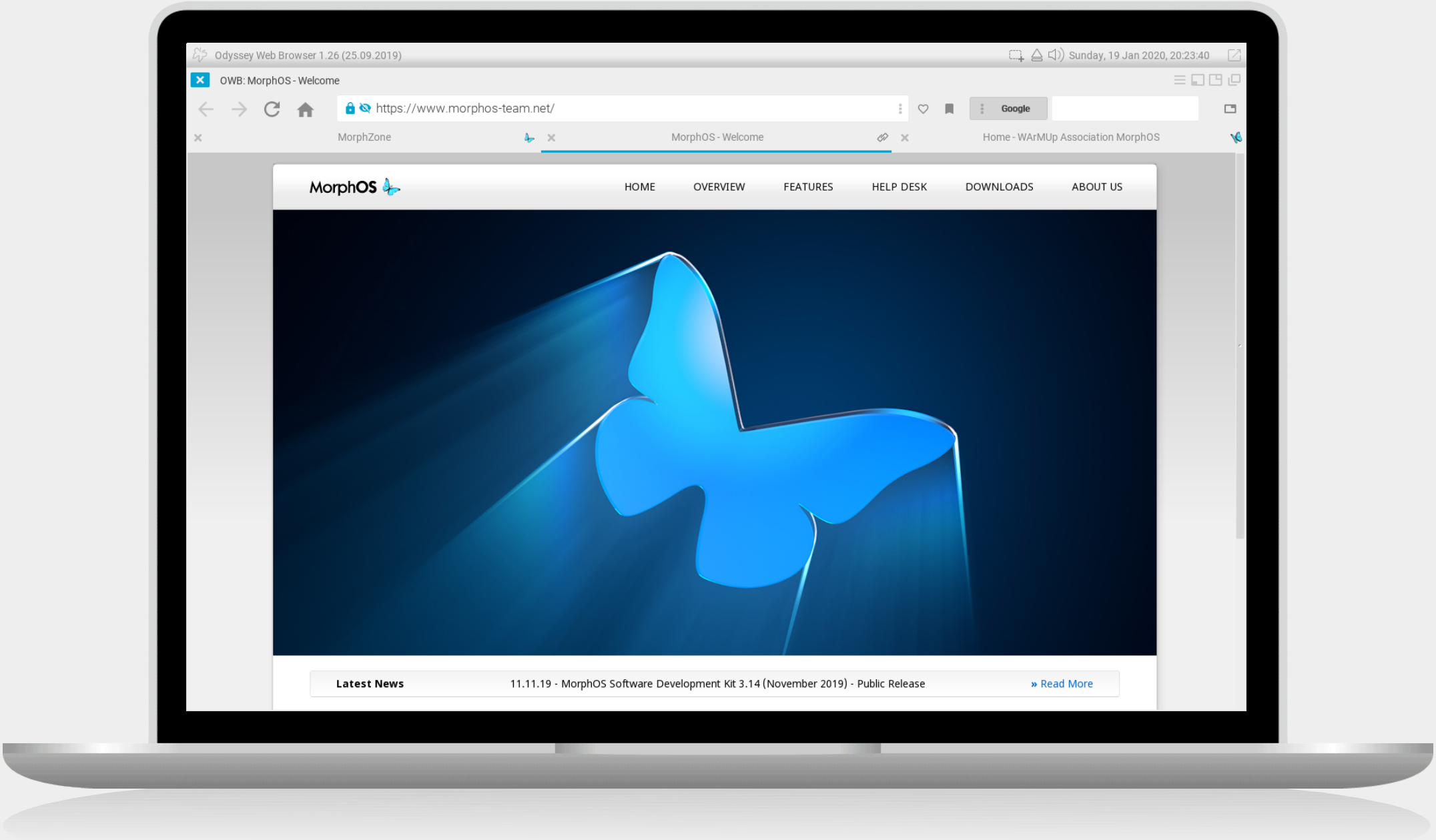

#The project

FlatPapillon_BLK

OWB

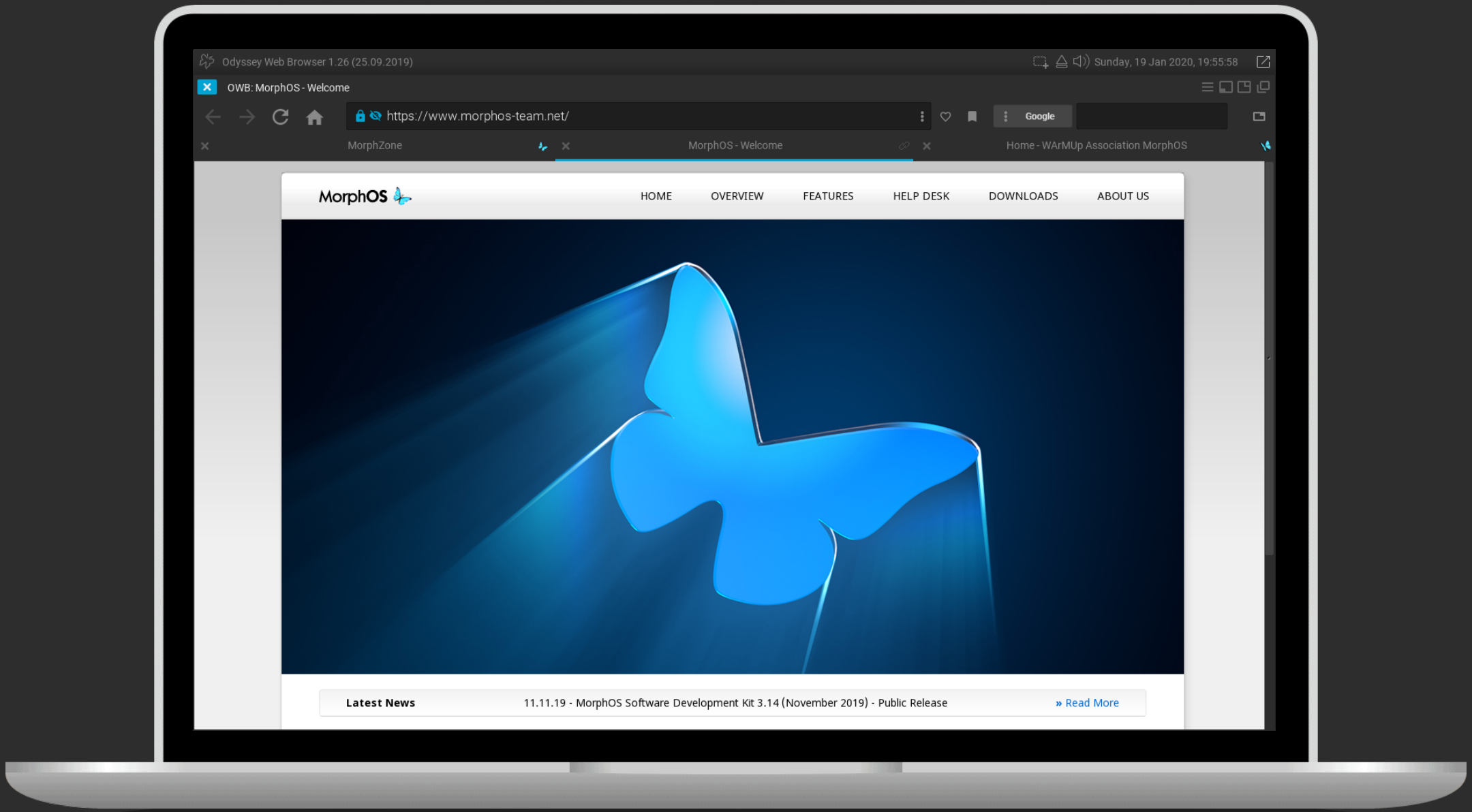

#The project

FlatPapillon

MorphOS Settings

#The project

FlatPapillon_BLK

MorphOS Settings

#The project

FlatPapillon

MUI Settings

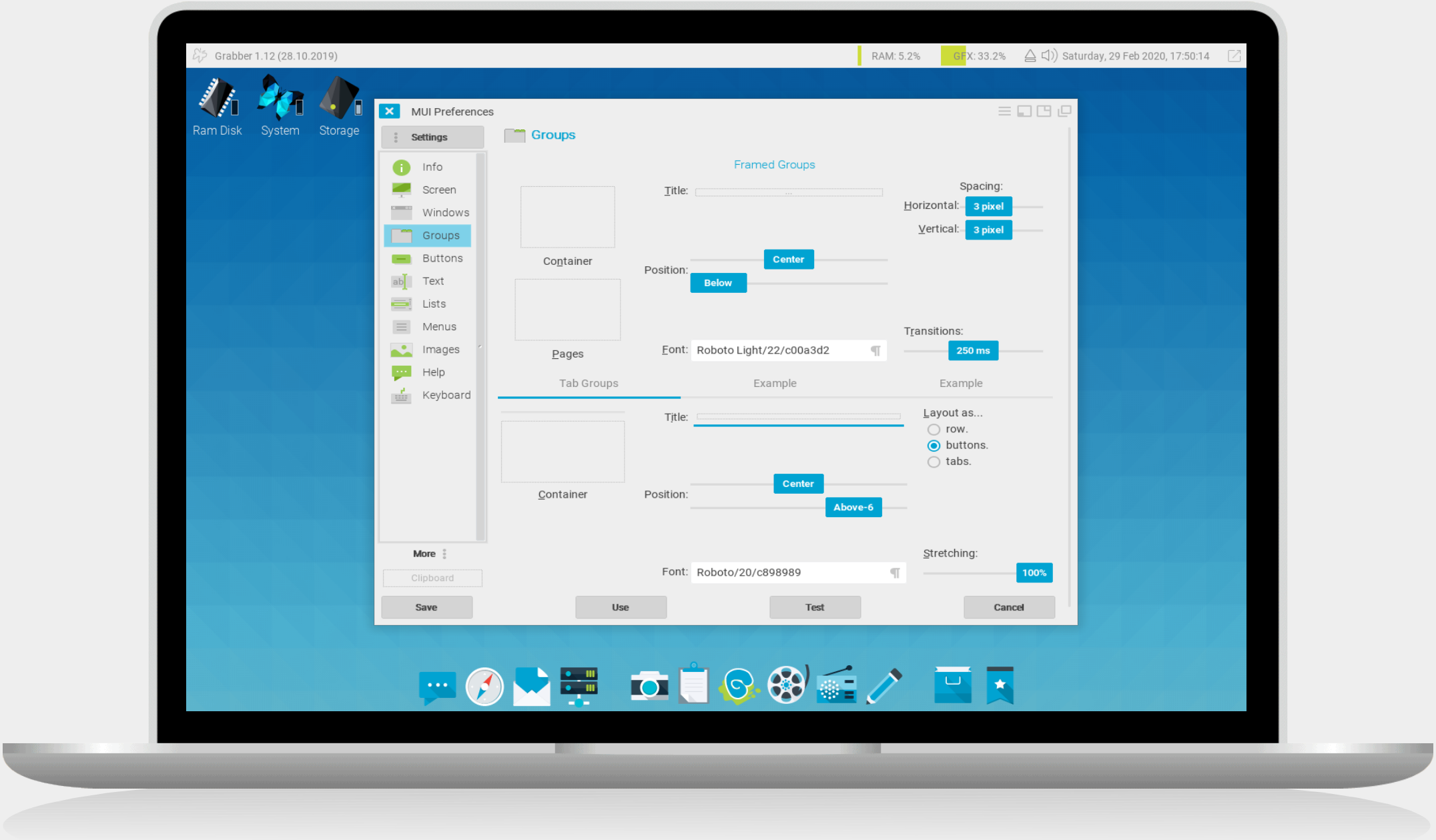

#The project

FlatPapillon_BLK

MUI Settings

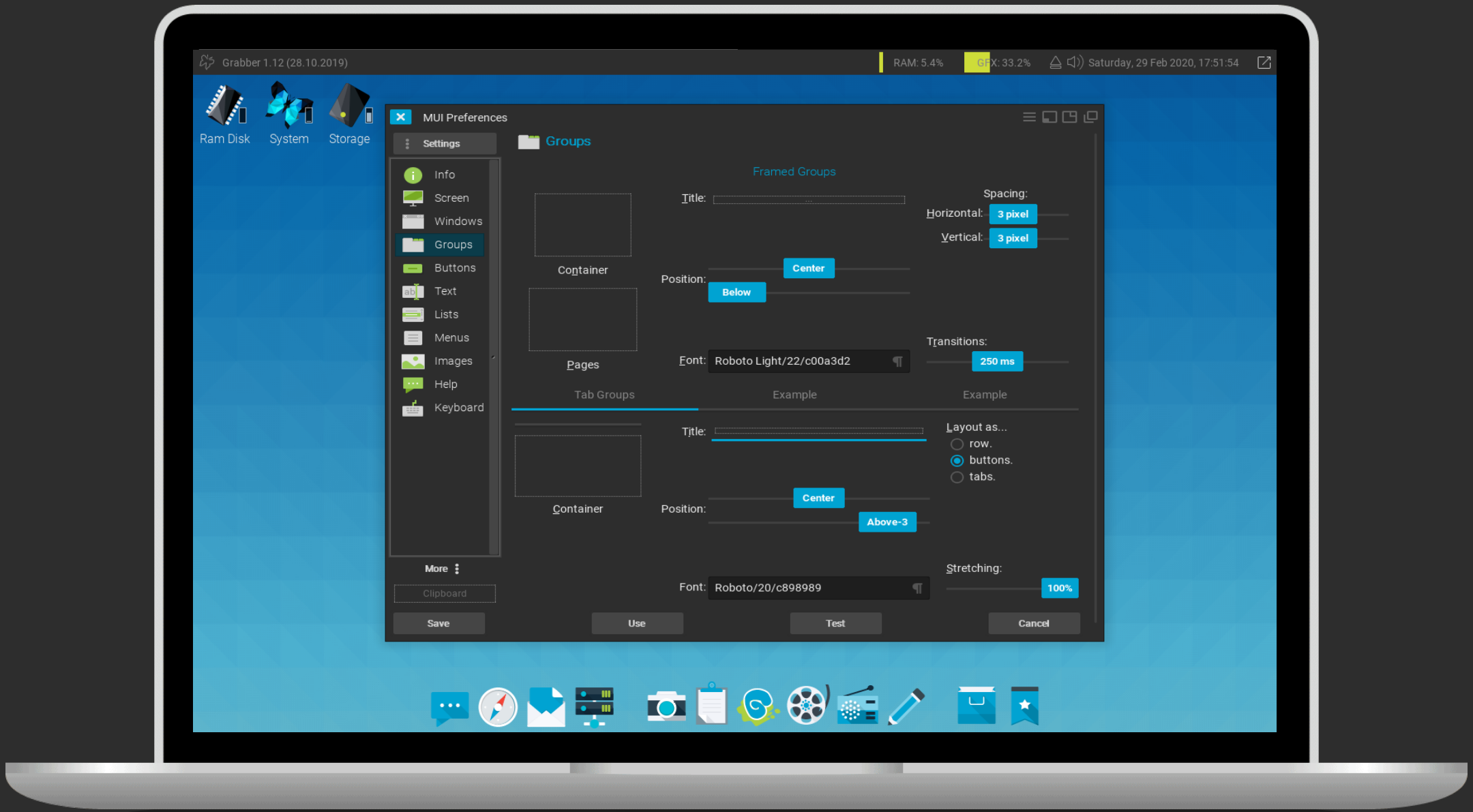

Interface

Interface

FlatPapillon SKIN

You are
rather light

FlatPapillon

#Interface

Skin

FlatPapillon

FlatPapillon SKIN

WINDOWS

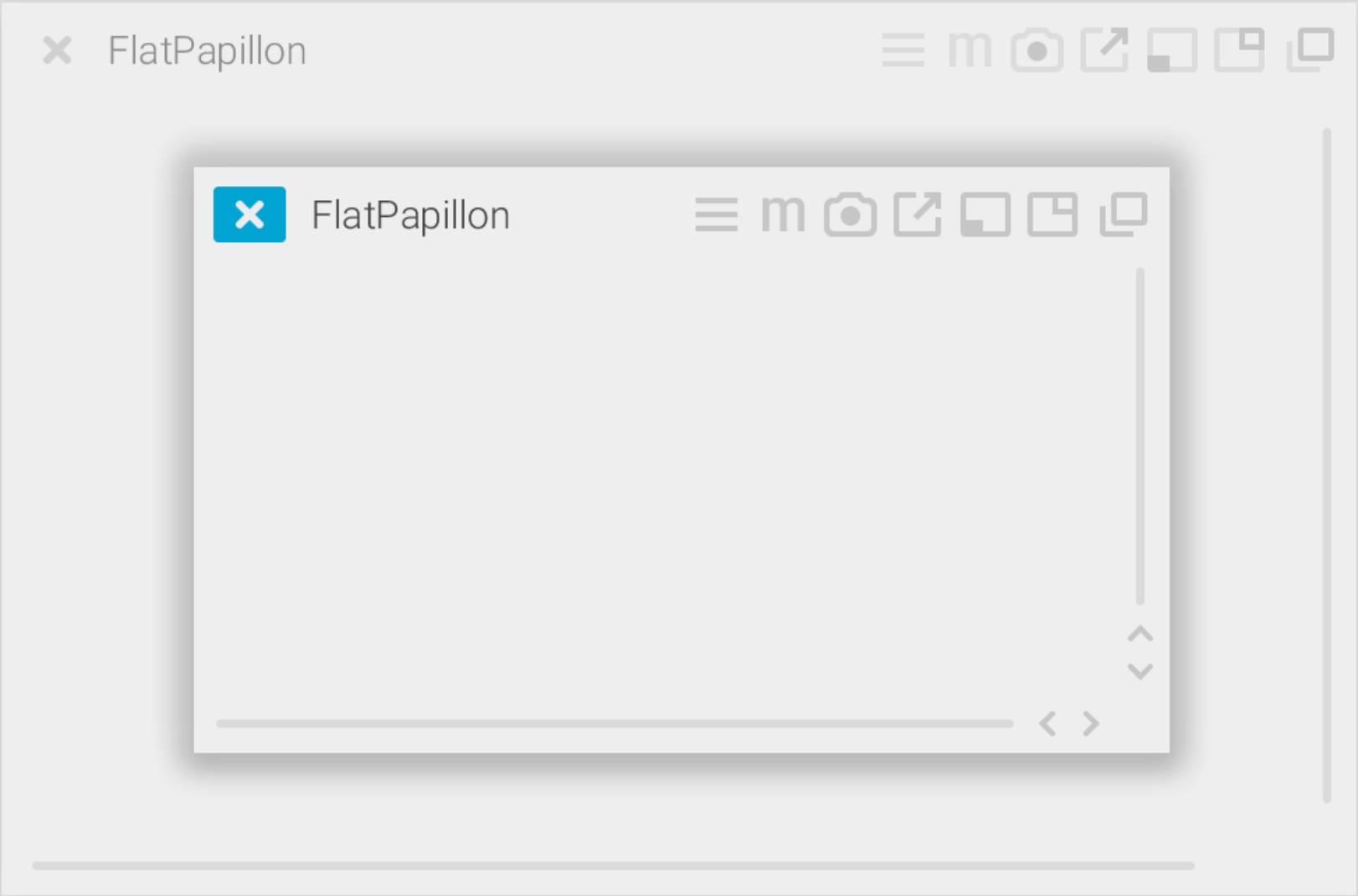

#Interface

Style guide

FlatPapillon

FlatPapillon SKIN

MUI ELEMENTS

Tab OFF | Tab ON | Tab OFF

Group window

Title

List 1

List 2

List 3

List 3

List 4

Title

List 1

List 2

List 3 active selected

Liste 4 active

List 5 active

Button

Button selected

Cycle menu OFF

3 kg

33%

Cycle menu ON

Cycle menu ON selected

Cycle menu ON

Radio Button OFF

Radio Button ON

CheckMark OFF

CheckMark ON

Close Button OFF

Close Button ON

Input Text

Input Text

#Interface

Colors

FlatPapillon

FlatPapillon SKIN

DEFAULT

SYSTEMPEN 0	SYSTEMPEN 1	SYSTEMPEN 2	SYSTEMPEN 3
#EEEEEE	**#424242**	**#898989**	**#00A3D2**
238 / 238 / 238	66 / 66 / 66	137 / 137/ 137	0 / 163 / 210

MUI EXTRAS

USERPEN 8	USERPEN 9	USERPEN 10	USERPEN 11	USERPEN 12	USERPEN 13	USERPEN 14	USERPEN 15	USERPEN 16	USERPEN 17	USERPEN 18
#303030	**#7ED1E9**	**#CDDC39**	**#8BC34A**	**#58782D**	**#D4D4D4**	**#0B3C4A**	**#585858**	**#FF0000**	**#FFFFFF**	**#B9B9B9**
48 / 48 / 48	126 / 209 / 233	205 / 220 / 57	139 / 195 / 74	88 / 120 / 45	212 / 212/ 212	11 / 60 / 74	88 / 88 / 88	255 / 0 / 0	255 / 255 / 255	185 / 185 / 185

Interface

FlatPapillon SKIN



Rather dark

FlatPapillon_BLK

#Interface

Skin

FlatPapillon_BLK

FlatPapillon SKIN

WINDOWS

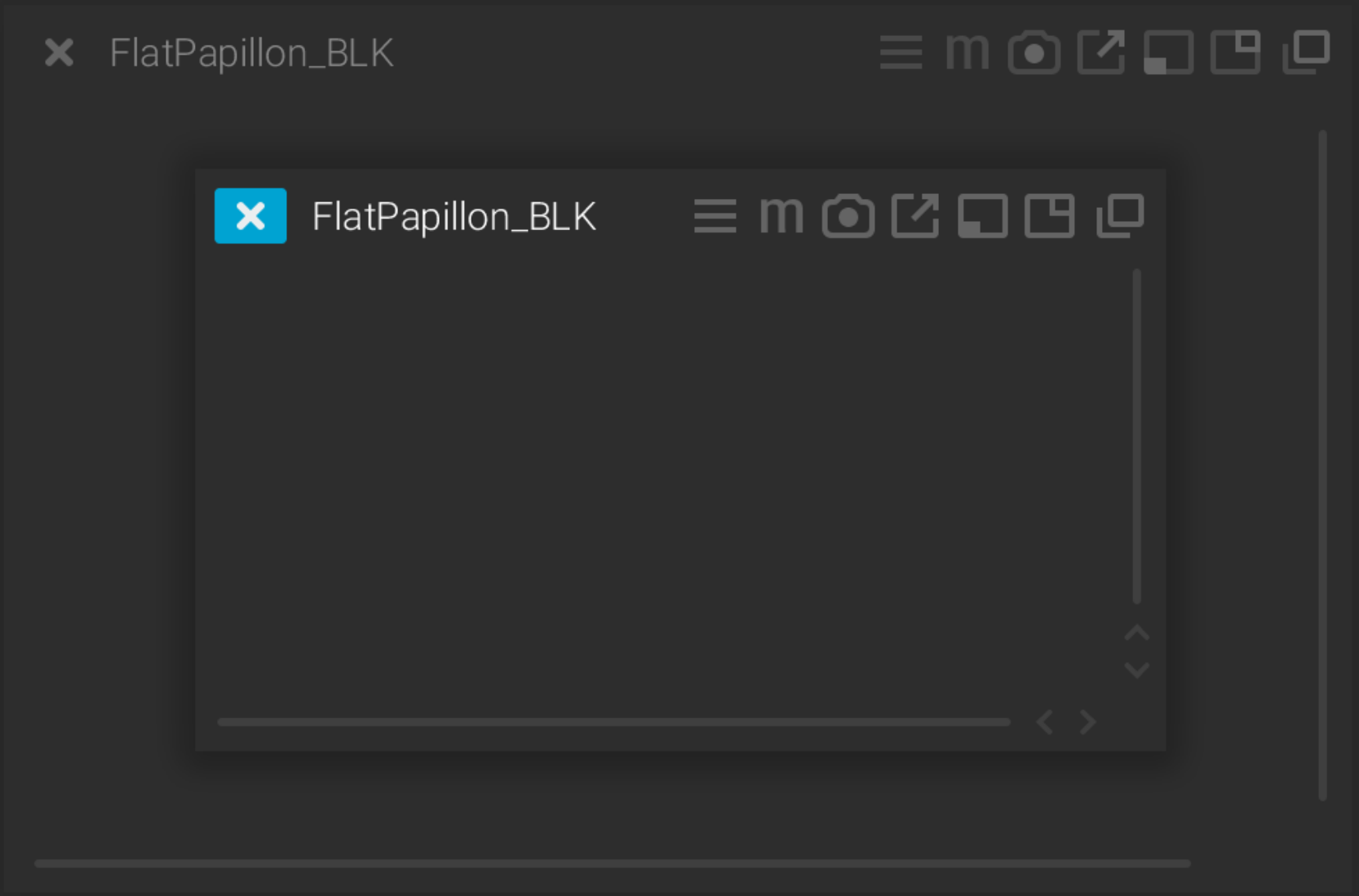

#Interface

Style guide

FlatPapillon_BLK

FlatPapillon SKIN

MUI ELEMENTS

Tab OFF | Tab ON | Tab OFF

Group window

Title
List 1
List 2
List 3
List 3
List 4

Title
List 1
List 2
List 3 active selected
Liste 4 active
List 5 active

Button | Button selected

Cycle menu OFF

3 kg

33%

Cycle menu ON
Cycle menu ON selected
Cycle menu ON

Radio Button OFF
Radio Button ON

CheckMark OFF
CheckMark ON

Close Button OFF
Close Button ON

Input Text

Input Text

#Interface

Colors

FlatPapillon_BLK

FlatPapillon SKIN

DEFAULT

SYSTEMPEN 0	SYSTEMPEN 1	SYSTEMPEN 2	SYSTEMPEN 3
#2D2D2D	**#EEEEEE**	**#898989**	**#00A3D2**
45 / 45 / 45	238 / 238 / 238	137 / 137 / 137	0 / 163 / 210

MUI EXTRAS

USERPEN 8	USERPEN 9	USERPEN 10	USERPEN 11	USERPEN 12	USERPEN 13	USERPEN 14	USERPEN 15	USERPEN 16	USERPEN 17	USERPEN 18
#303030	**#7ED1E9**	**#CDDC39**	**#8BC34A**	**#58782D**	**#D4D4D4**	**#0B3C4A**	**#585858**	**#FF0000**	**#FFFFFF**	**#B9B9B9**
48 / 48 / 48	126 / 209 / 233	205 / 220 / 57	139 / 195 / 74	88 / 120 / 45	212 / 212/ 212	11 / 60 / 74	88 / 88 / 88	255 / 0 / 0	255 / 255 / 255	185 / 185 / 185

Fonts

Roboto

Roboto has been refined extensively to work across the wider set of supported platforms. It is slightly wider and rounder, giving it greater clarity and making it more optimistic.

Roboto Standard

This is the Roboto font used for MorphOS

Roboto Light

This is the Roboto Light font used for MorphOS

Noto Mono

Google has been developing a font family called Noto, which aims to support all languages with a harmonious look and feel. Noto is Google's answer to tofu.

Noto Mono Regular

This is the Noto Mono font used for MorphOS

#Interface

Icons

FlatPapillon SKIN

DISKS



UMSD FFS HFS NTFS SMBFS TRASHCAN Disk My MorphOS MUICON View

SVG format

#Interface

Icons

FlatPapillon SKIN

DRAWERS

Picture Application Music Image Video Game Prefs Document Emul UAE

SVG format

#Interface

Icons

FlatPapillon SKIN

DEF_ICONS

Def_icons are based on a defined and thinked shape, with variations depending on the type of file

SVG
format

#Interface

Icons

FlatPapillon SKIN

DEF_ICONS SAMPLE

SVG
format

#Interface

Icons

FlatPapillon SKIN

AMBIENT TOOLBAR

I choose Google Material Icons, a free to use icon set available under the CC-BY licence, for its good tiny icons visibility.



AMBIENT MENU

#Interface

Icons

FlatPapillon SKIN

MORPHOS SETTINGS

User interface

Network

System

Devices

#Interface

Icons

FlatPapillon SKIN

MUI SETTINGS

- Information
- Screen
- Windows
- Groups
- Buttons
- Text
- Lists
- Menus
- Images
- Help
- Keyboard

SCREENBAR SETTINGS

- CPU Monitor
- Debug
- Drivelamps
- Eject
- Grabber
- Key input
- Memory
- Memory graphic
- Netlamps
- Preferences
- Volume
- Wireless

AMBIENT SETTINGS

- Backgrounds
- Icons
- Miscellaneous
- CLI Launching
- Panels
- Listers
- MIME
- Windows
- Keyboard
- Bookmarks

#Interface

Pointer

FlatPapillon SKIN

A new theme for pointers, in skin's tones, allows to immerse users even more in their experience.
White outline and shadow projection allow you to see your mouse in any situation.



PERSONAL MOUSE POINTER





Structure

#Structure

Main impacted folders

FlatPapillon SKIN

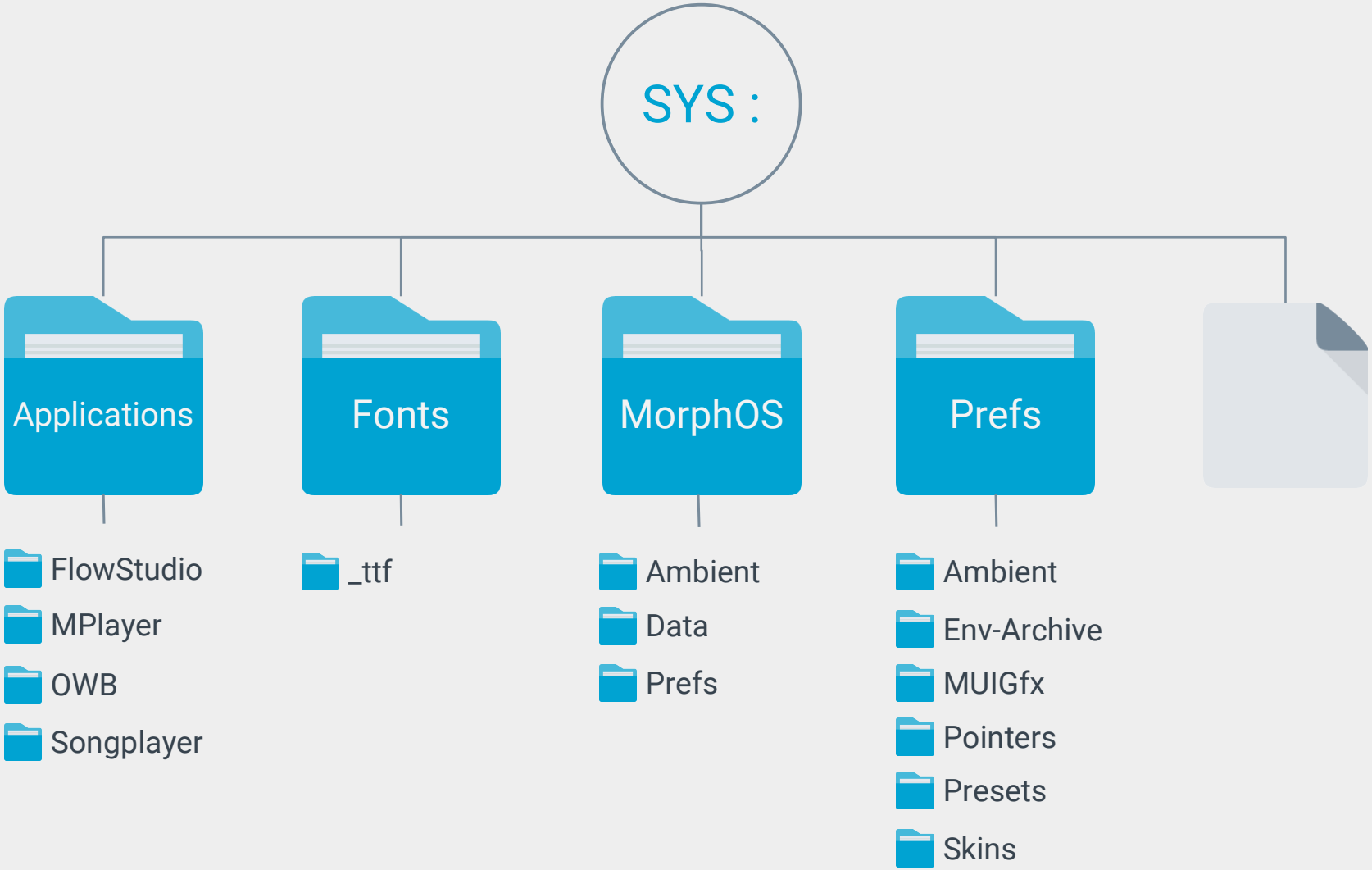

#Structure

Impacted files

FlatPapillon SKIN

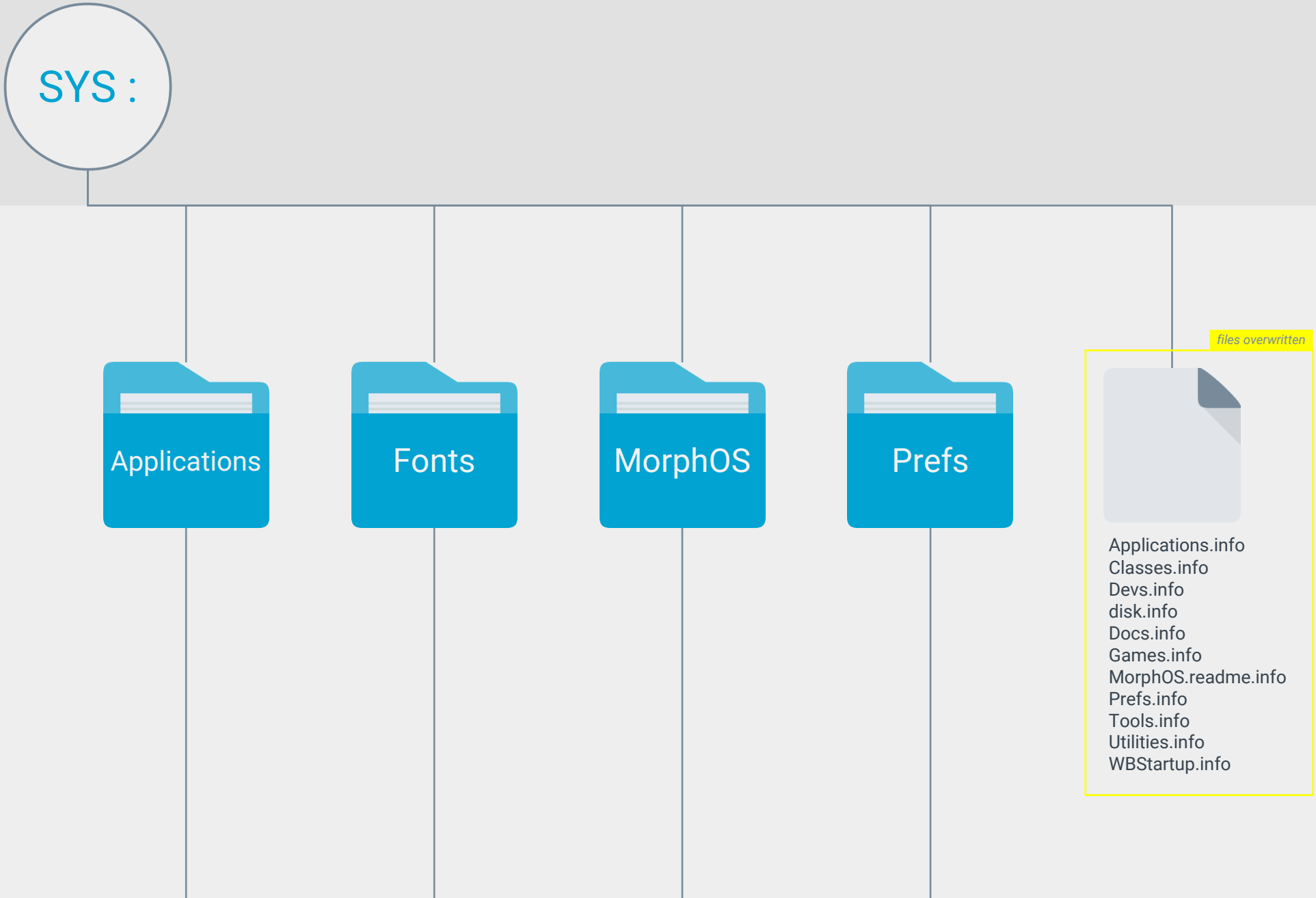

#Structure

Impacted files

FlatPapillon SKIN

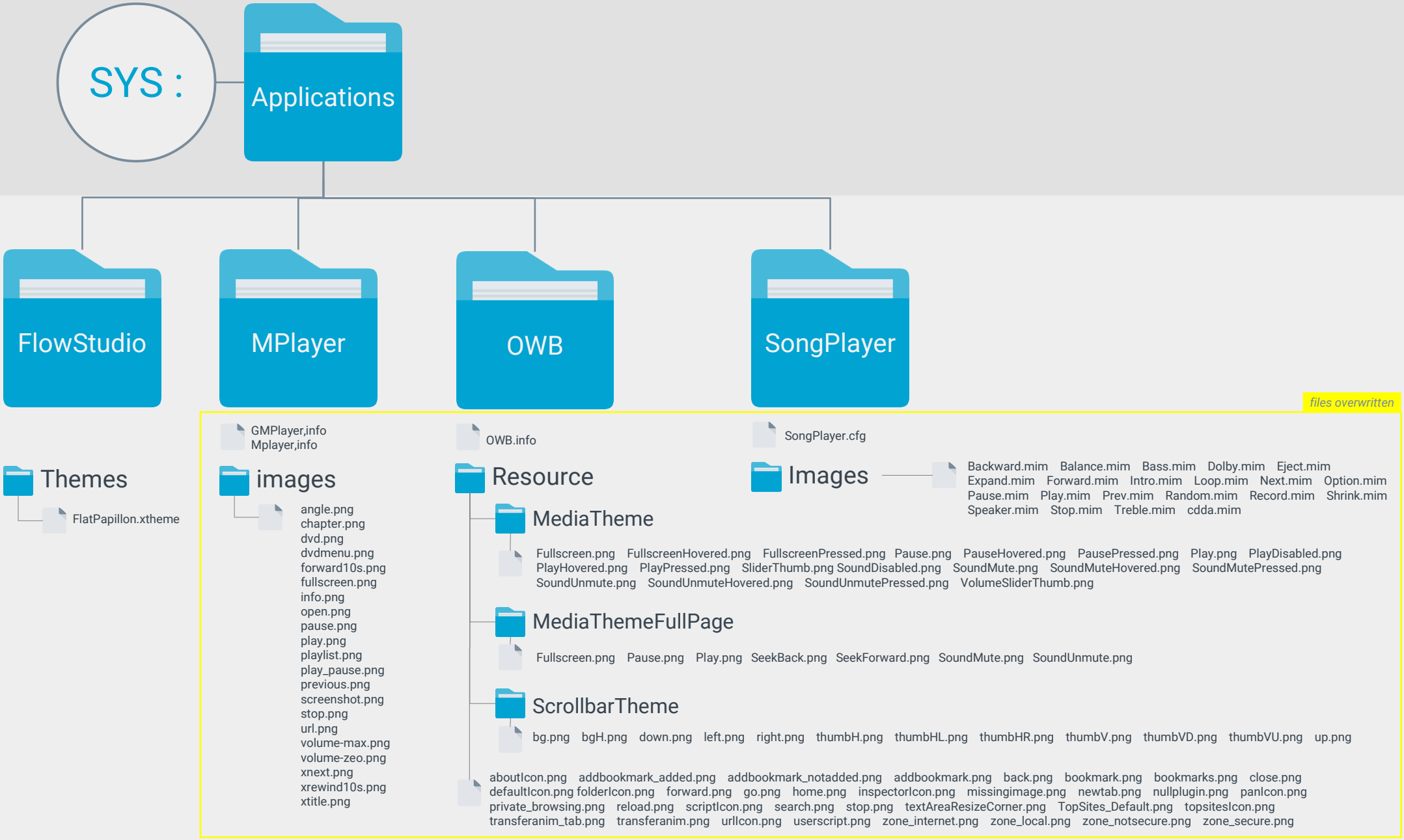

#Structure

Impacted files

FlatPapillon SKIN

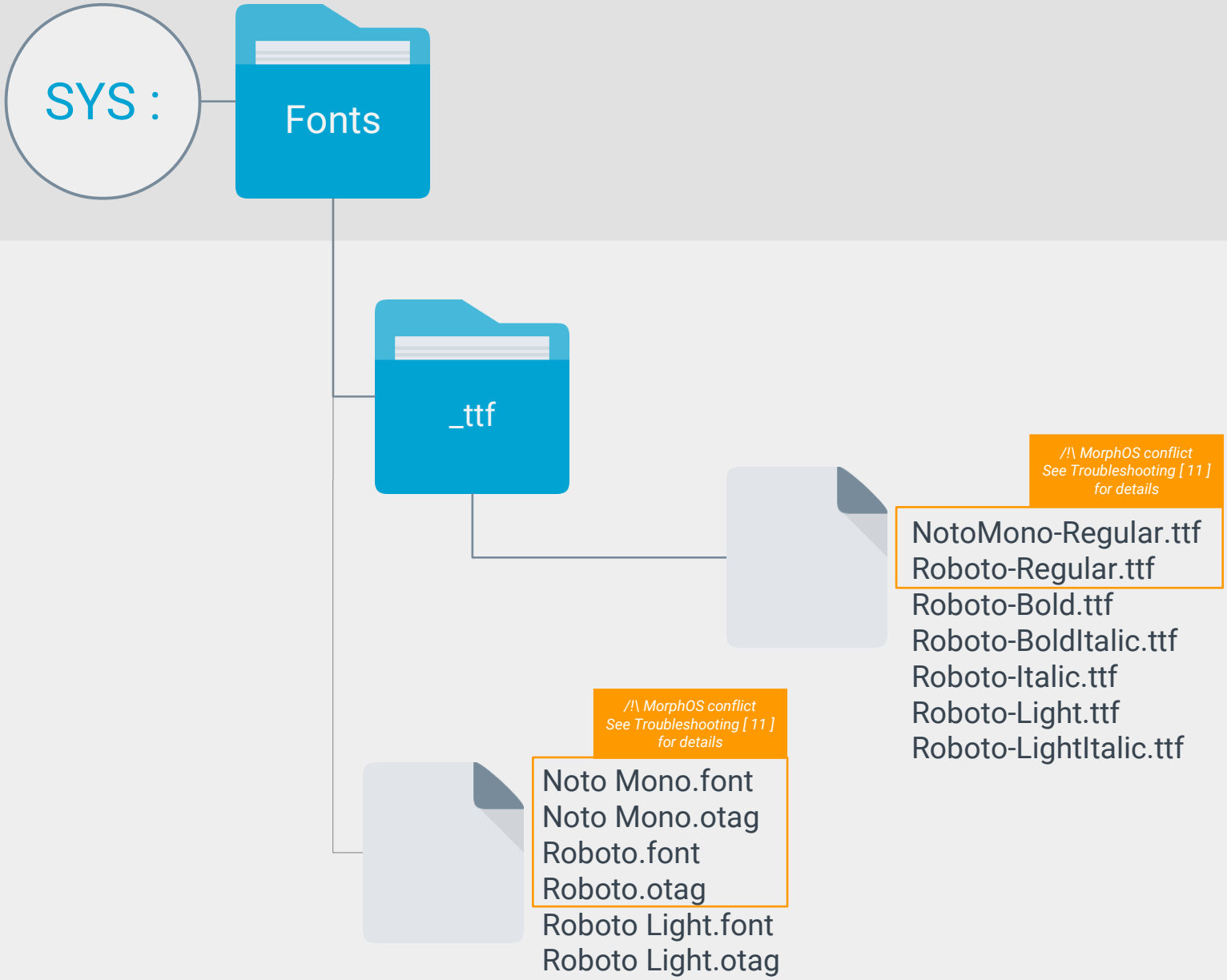

#Structure

Impacted files

FlatPapillon SKIN

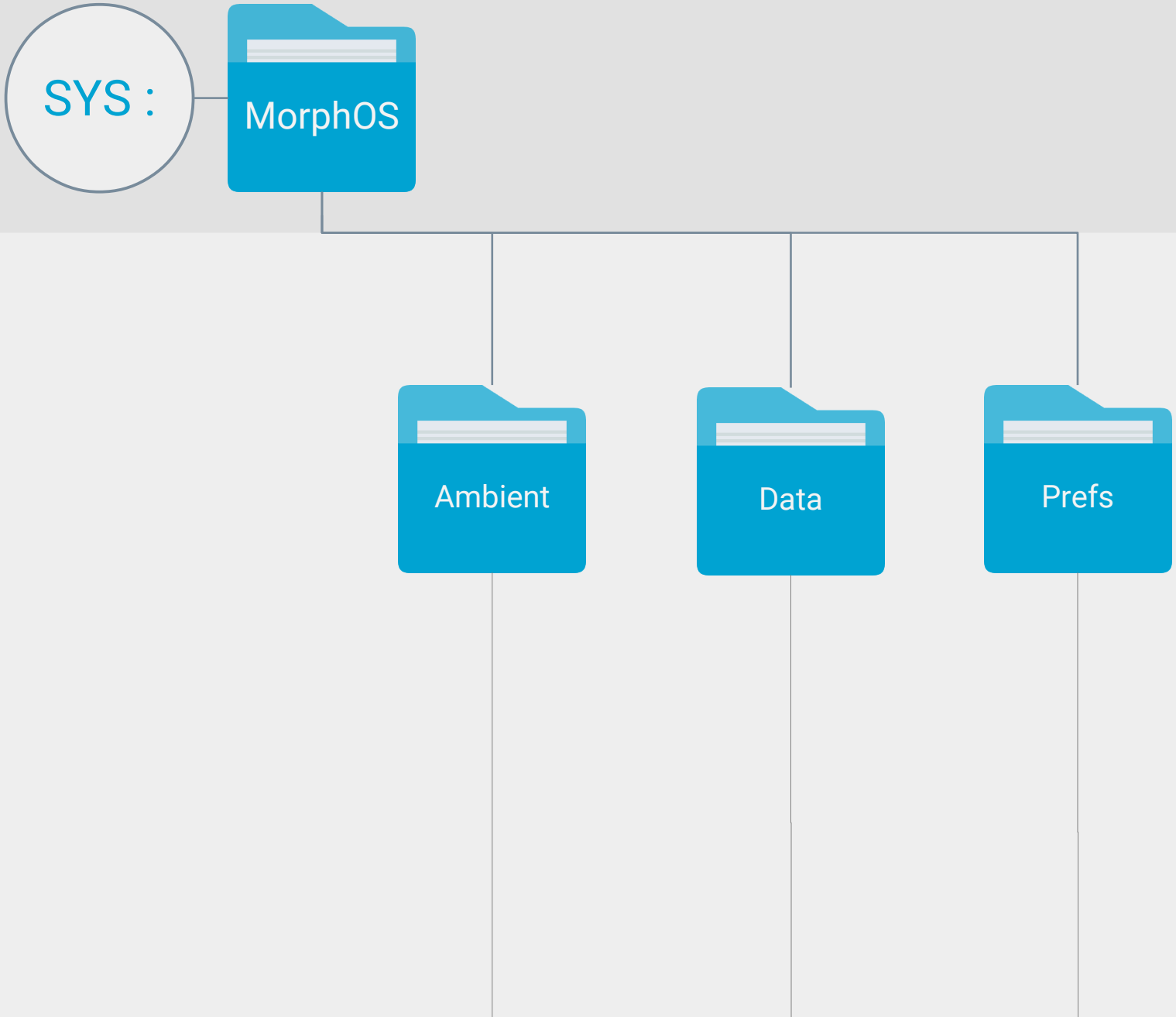

#Structure

Impacted files

FlatPapillon SKIN

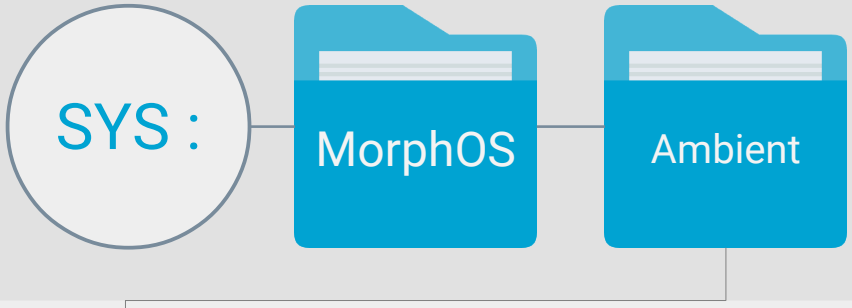

- images
  - menu
    - *files overwritten*
      - menu_copy.mbr
      - menu_cut.mbr
      - menu_delete.mbr
      - menu_dummy.mbr
      - menu_eject.mbr
      - menu_format.mbr
      - menu_info.mbr
      - menu_makedir.mbr
      - menu_paste.mbr
      - menu_pasteas.mbr
      - menu_putaway.mbr
      - menu_rename.mbr
      - menu_revert.mbr
      - menu_view_icons.mbr
      - menu_view_list.mbr
      - menu_window.mbr
  - toolbar
    - *files overwritten*
      - bookmarks.png
      - clipcopy.png
      - clipmove.png
      - clippaste.png
      - clippasteas.png
      - delete.png
      - deviceslist.png
      - filecopy.png
      - filecopyas.png
      - filemove.png
      - filemoveas.png
      - find.png
      - format.png
      - historynext.png
      - historyprev.png
      - iconinfo.png
      - makedir.png
      - makelink.png
      - parent.png
      - rename.png
      - select.png
      - trash.png
      - viewmode_icons.mbr
      - viewmode_list.mbr
      - view_dlist_icons.png
      - view_icons_icons.png
      - view_icon_all.png
      - view_icon_icons.png
      - view_icon_thumbs.png
      - view_list_all.png
      - view_list_icons.png
      - view_list_thumbs.png
      - view_text.png
  - findclose.mbr
    - findnext.mbr
    - findprev.mbr
    - *files overwritten*

#Structure

Impacted files

FlatPapillon SKIN

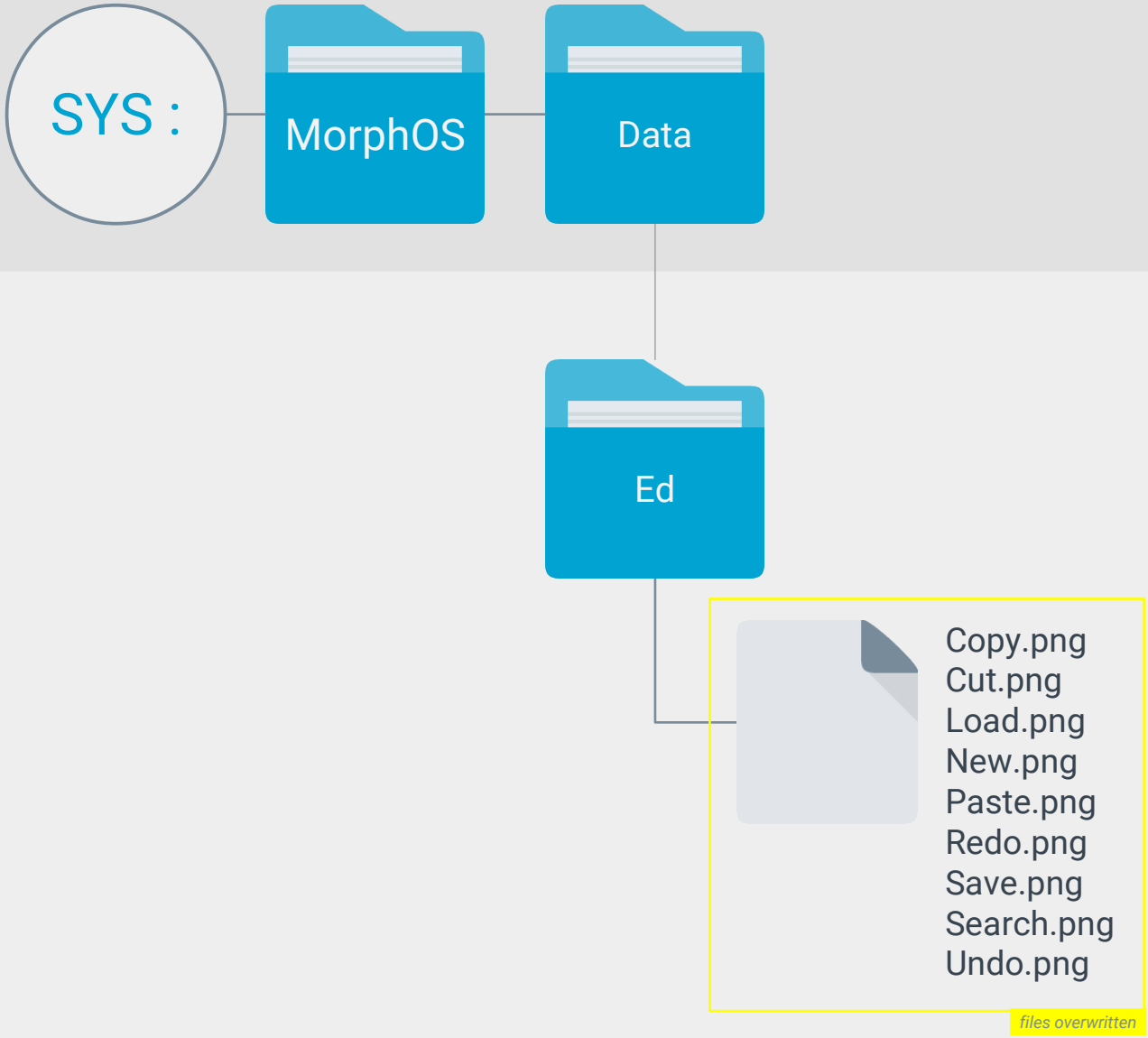

#Structure

Impacted files

FlatPapillon SKIN

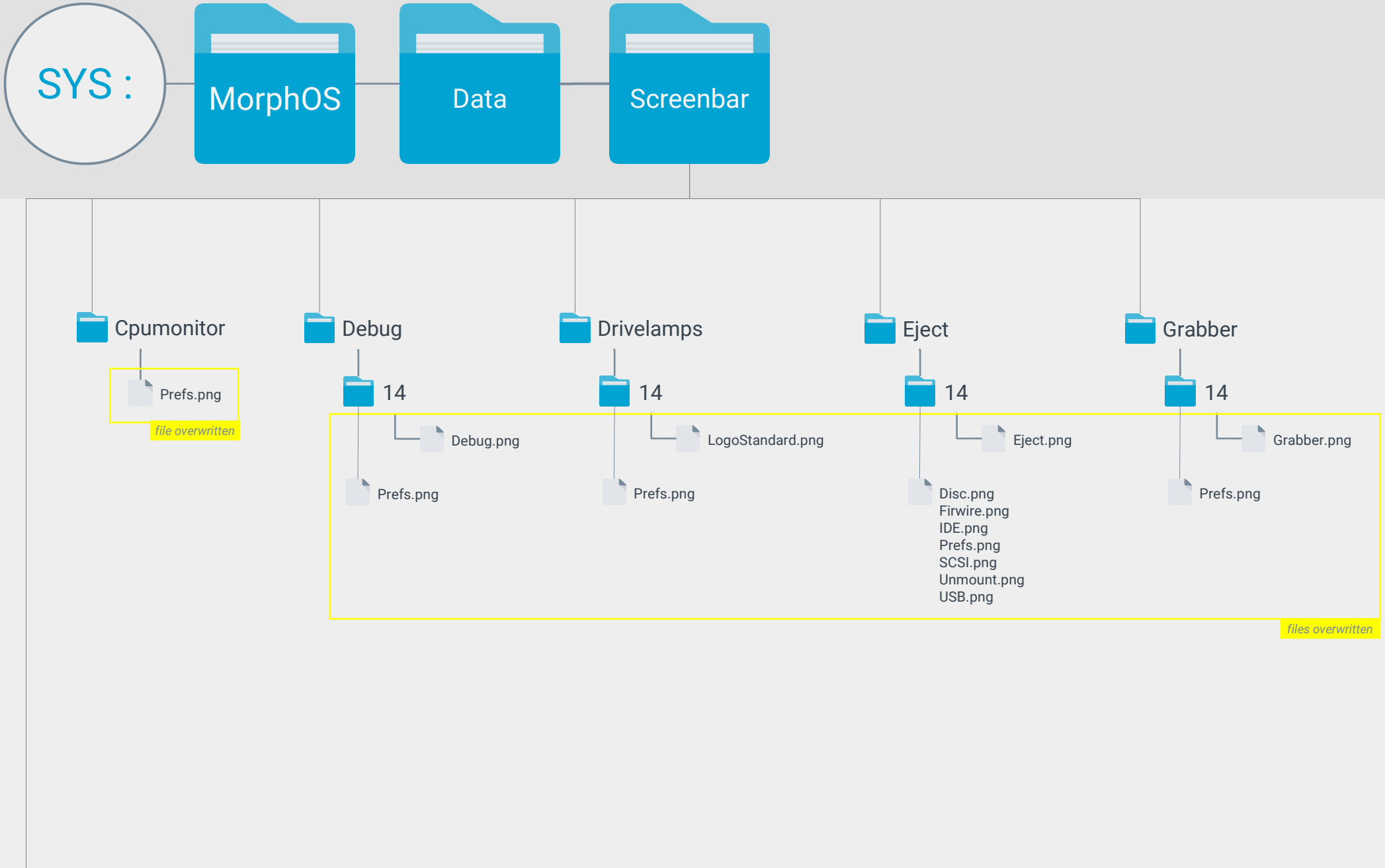

#Structure

Impacted files

FlatPapillon SKIN

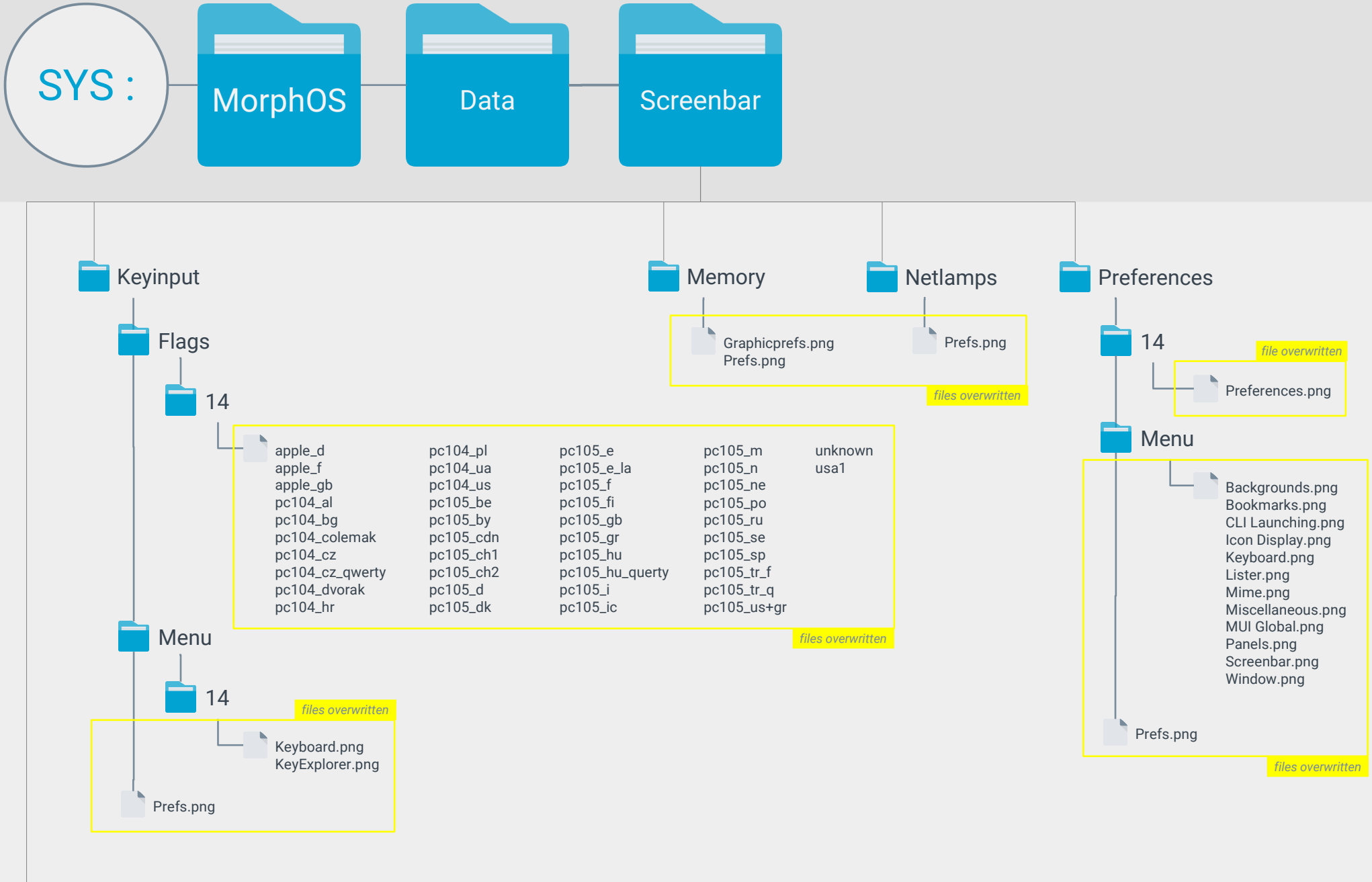

#Structure

Impacted files

FlatPapillon SKIN

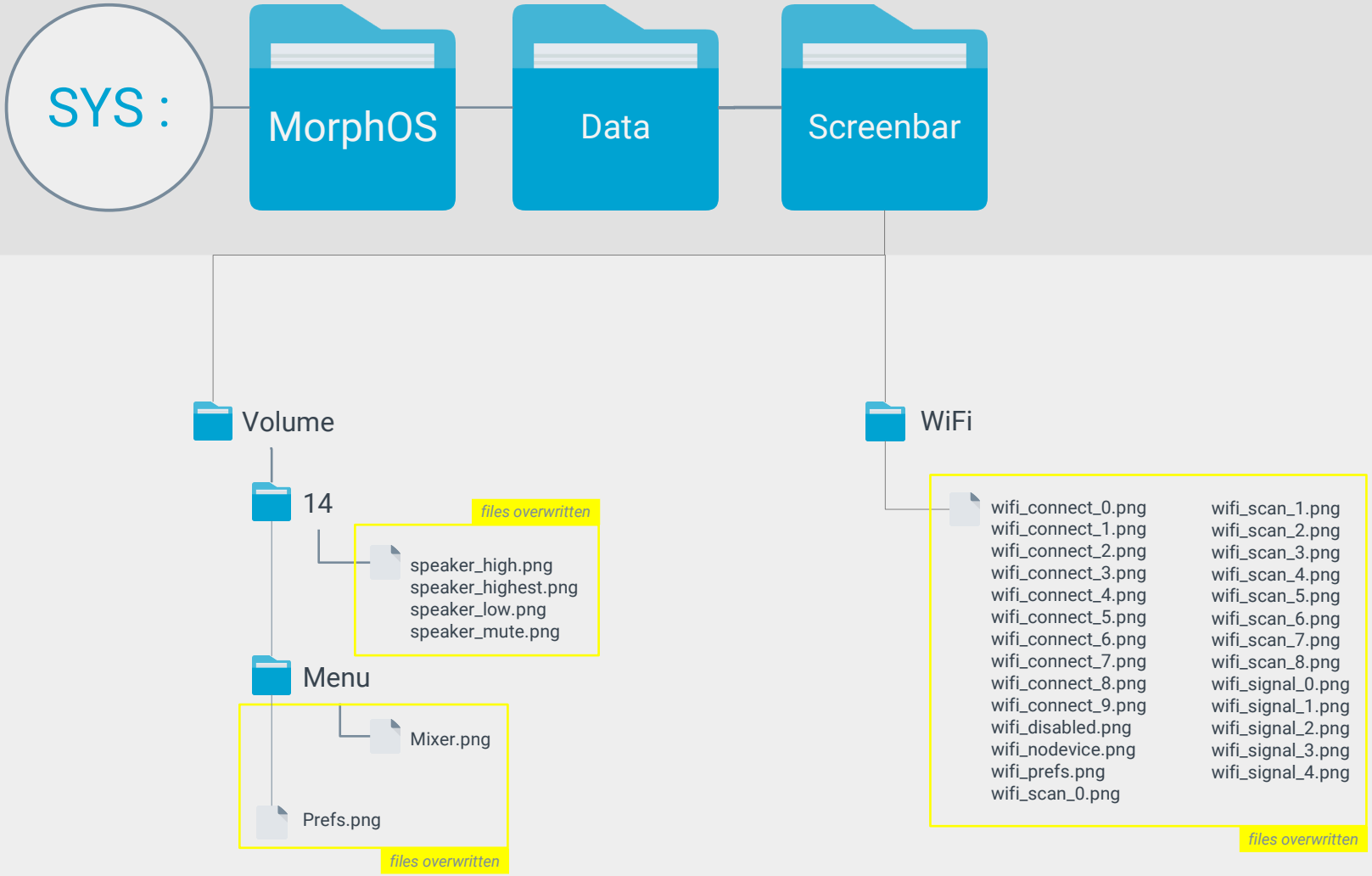

#Structure

Impacted files

FlatPapillon SKIN

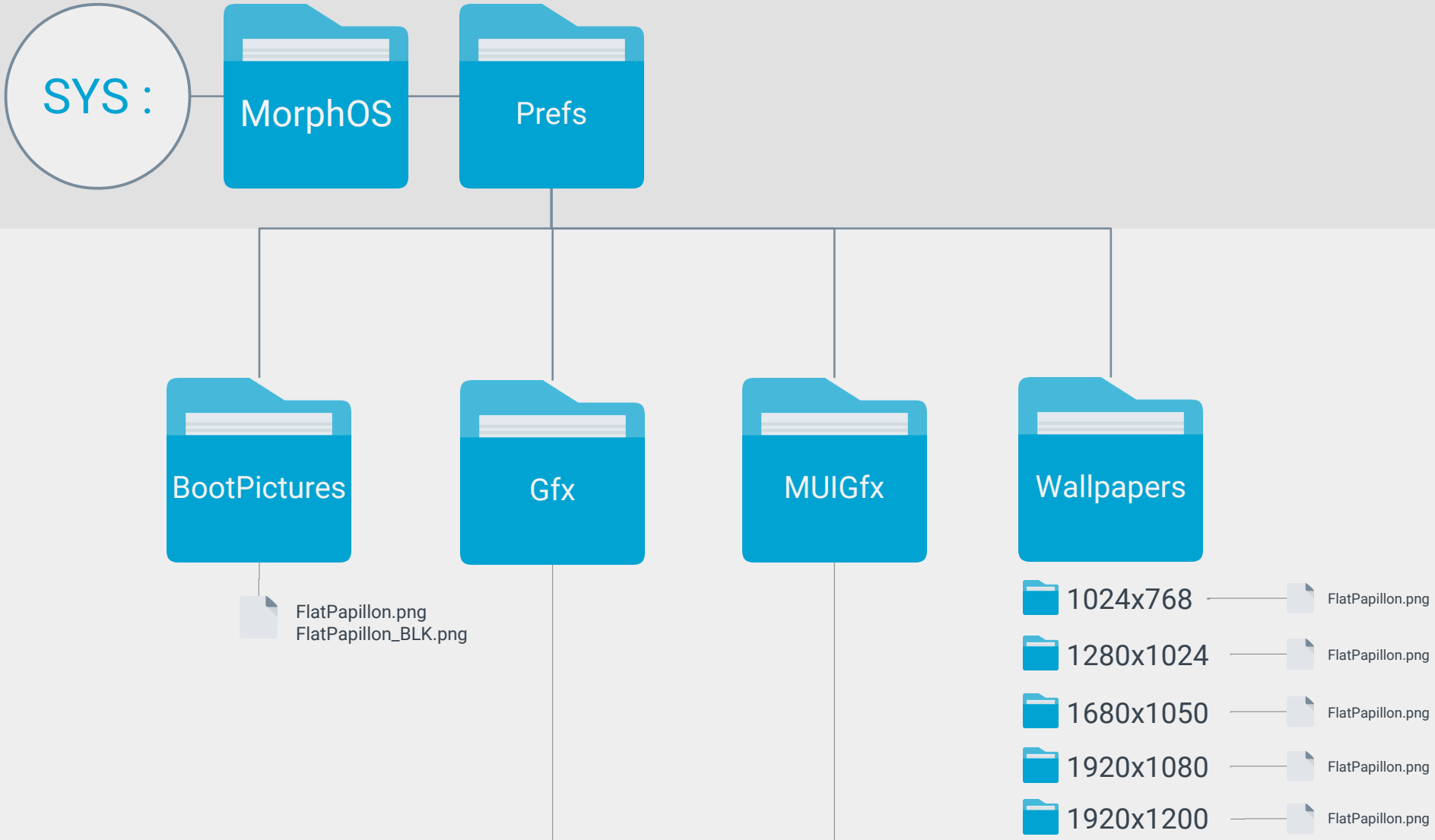

#Structure

Impacted files

FlatPapillon SKIN

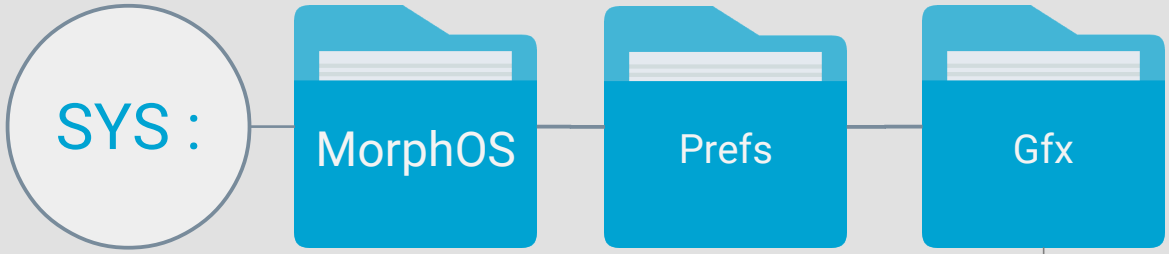

Flags

files overwritten

- albania.flag
- andorra.flag
- australia.flag
- belarus.flag
- belgie.flag
- belgique.flag
- bosna_i_hercegovina.flag
- brasil.flag
- bulgarija.flag
- canada.flag
- canada_français.flag
- catalan.flag
- cesko.flag
- china.flag
- danmark.flag
- deutschland.flag
- españa.flag
- esperanto.flag
- france.flag
- great_britain.flag
- greece.flag
- hrvatska.flag
- iran.flag
- italia.flag
- liechtenstein.flag
- lietuva.flag
- lëtzebuerg.flag
- magyarország.flag
- malta.flag
- monaco.flag
- nederland.flag
- new_zealand.flag
- nihon.flag
- norge.flag
- polska.flag
- portugal.flag
- România.flag
- rossija.flag
- san_marino.flag
- saudi_arabia.flag
- schweiz.flag
- slovakia.flag
- slovenija.flag
- south_korea.flag
- suisse.flag
- suomi.flag
- sverige.flag
- svizzera.flag
- thailand.flag
- türkiye.flag
- ukrajina.flag
- united_kingdom.flag
- united_states.flag
- éire.flag
- ísland.flag
- österreich.flag

Keyboard

- RepeatDelay.png
- RepeatRate.png

files overwritten

Listview

- Audio.png
- Blanker.png
- bootpic.png
- Cache.png
- Debug.png
- DisplayEngine.png
- Font.png
- Hosts.png
- IControl.png
- Keyboard.png
- Laptop.png
- Locale.png
- Log.png
- Monitors.png
- Mouse.png
- NetPrinter.png
- Network.png
- Openurl.png
- Printer.png
- Printers.png
- Screens.png
- Serial.png
- Sfs.png
- Sound.png
- Time.png
- Touchpad.png
- Usb.png
- Users.png

files overwritten

Monitors

- Monitor.png
- Resolution.png
- Scanrate.png
- Screendepth.png

files overwritten

Mouse

- Mousespeed1.mim
- Mousespeed2.mim
- Mousespeed3.mim

files overwritten

Panel

- Audio.png
- Blanker.png
- BootPic.png
- Cache.png
- Debug.png
- DisplayEngine.png
- Font.png
- Hosts.png
- IControl.png
- Keyboard.png
- Laptop.png
- Locale.png
- Log.png
- Monitors.png
- Mouse.png
- NetPrinter.png
- Network.png
- Openurl.png
- Printer.png
- Printers.png
- Screens.png
- Serial.png
- Sfs.png
- Sound.png
- Time.png
- Touchpad.png
- Usb.png
- Users.png

files overwritten

#Structure

Impacted files

FlatPapillon SKIN

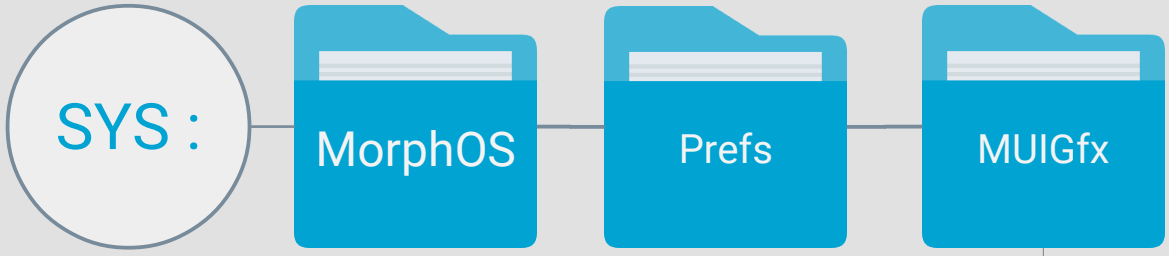

files overwritten

prefs_Button.mi1
prefs_Group.mi1
prefs_Help.mi1
prefs_Image.mi1
prefs_Info.mi1
prefs_Keyboard.mi1
prefs_List.mi1
prefs_Menu.mi1
prefs_Screen.mi1
prefs_String.mi1
prefs_Window.mi1

#Structure

Impacted files

FlatPapillon SKIN

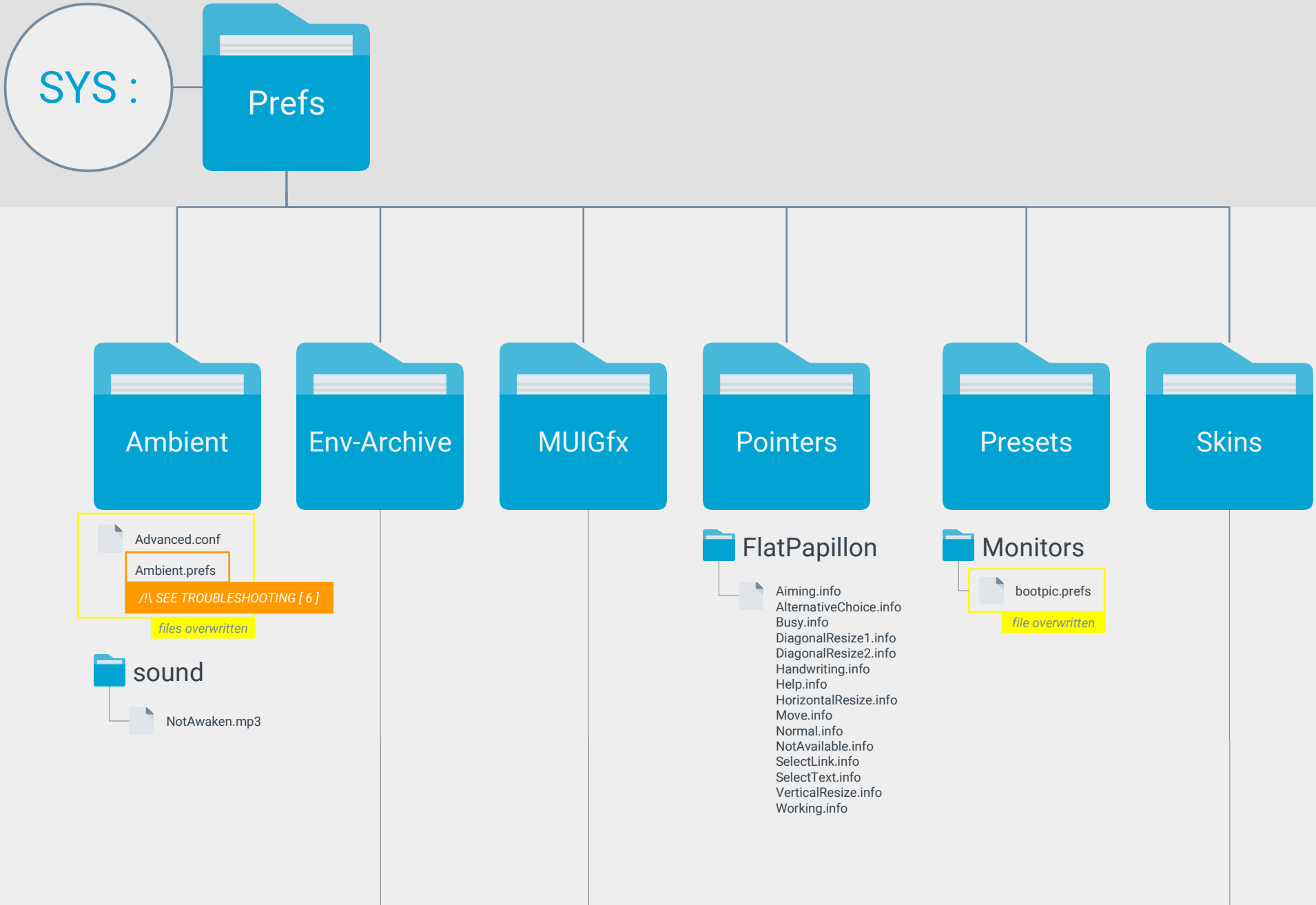

#Structure

Impacted files

FlatPapillon SKIN

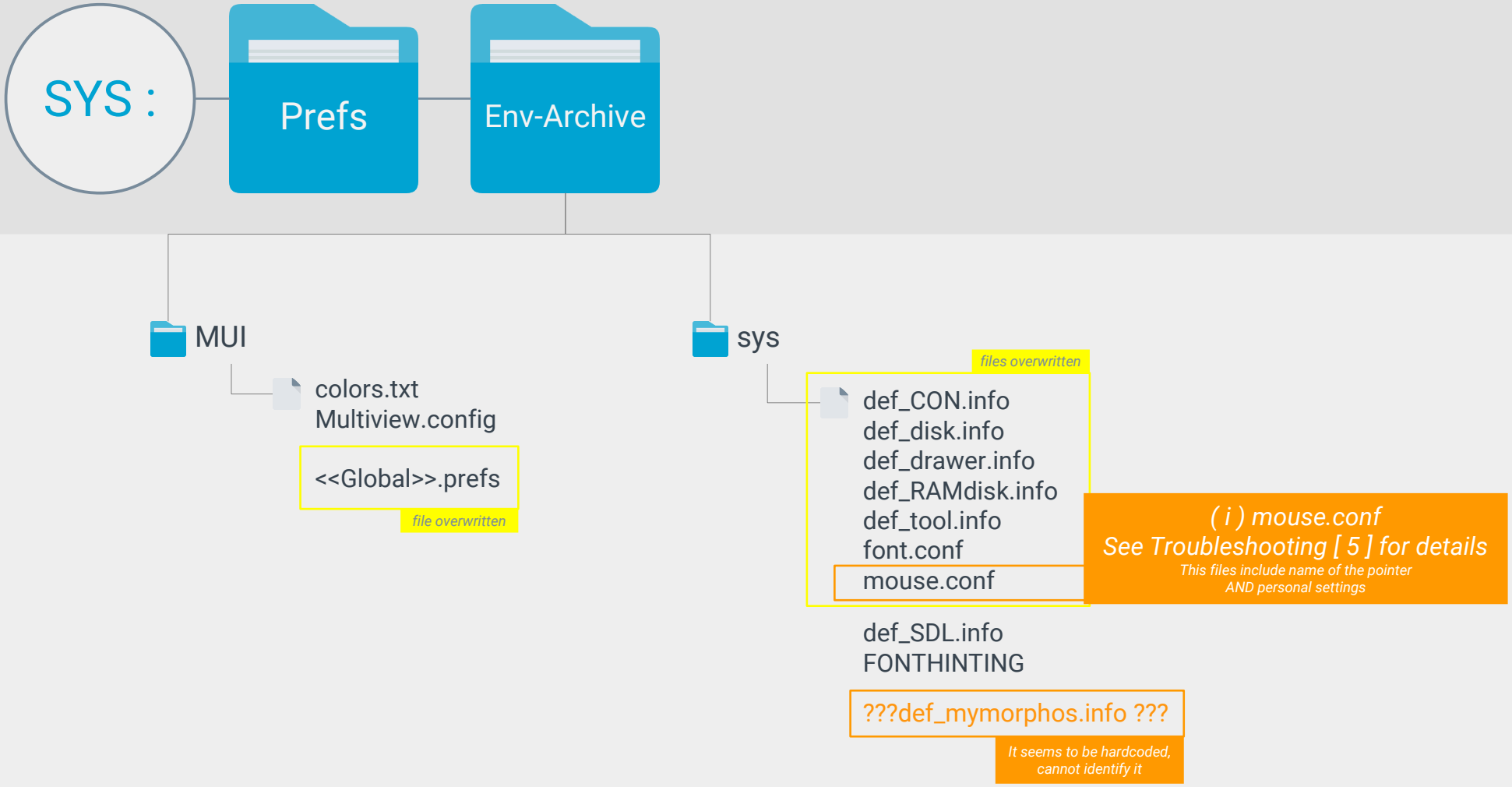

#Structure

Impacted files

FlatPapillon SKIN

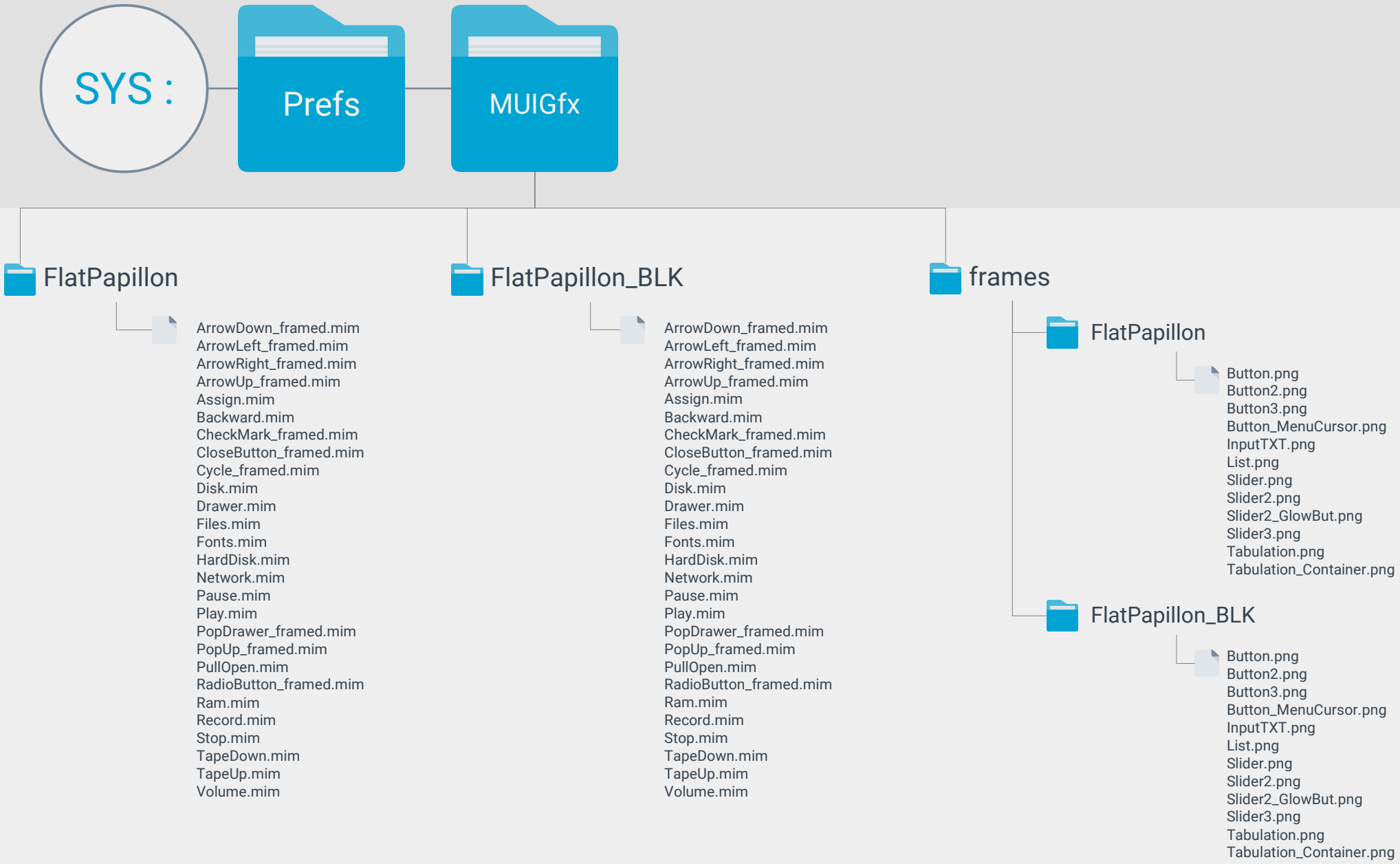

#Structure

Impacted files

FlatPapillon SKIN

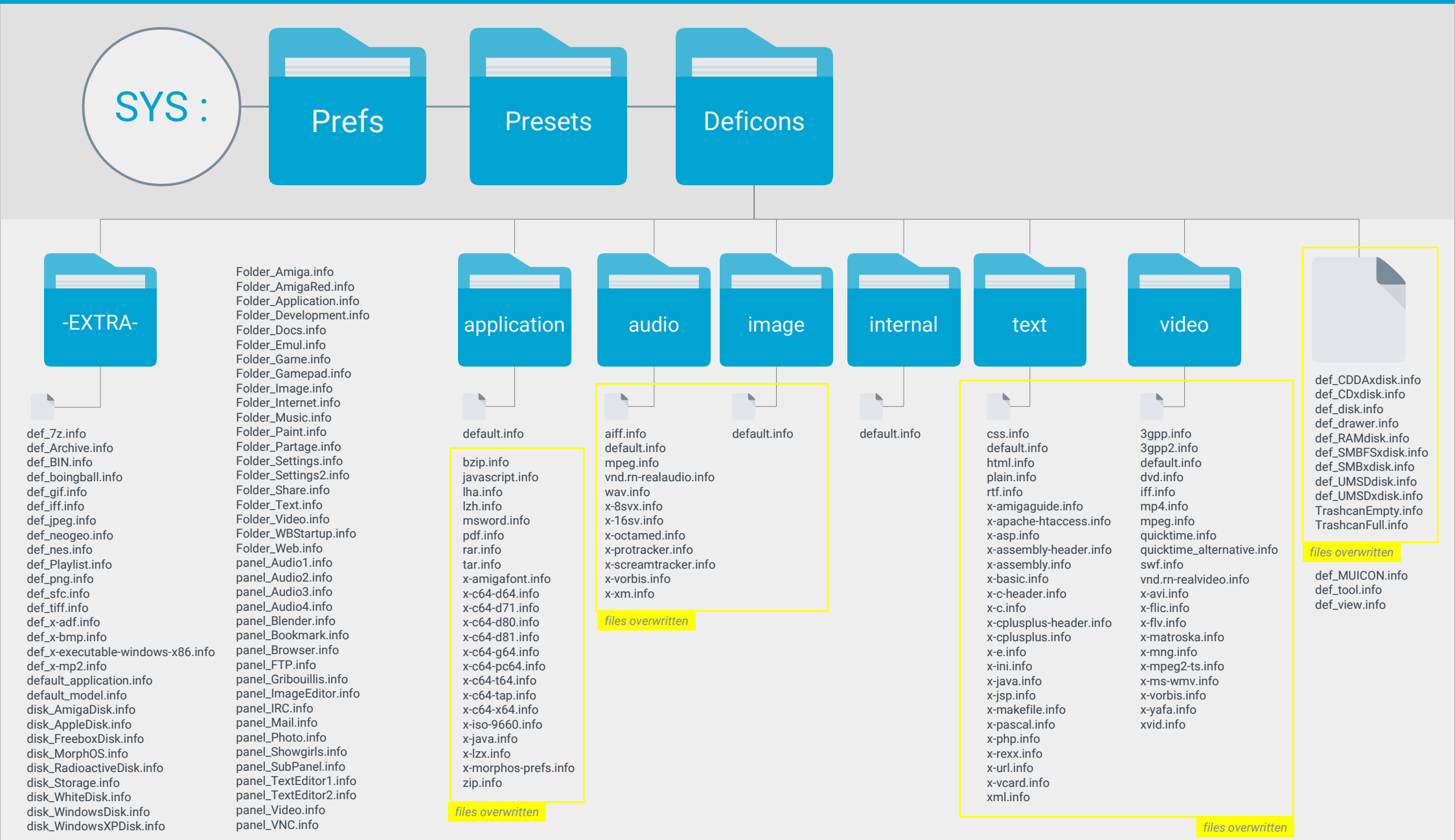

#Structure

Impacted files

FlatPapillon SKIN

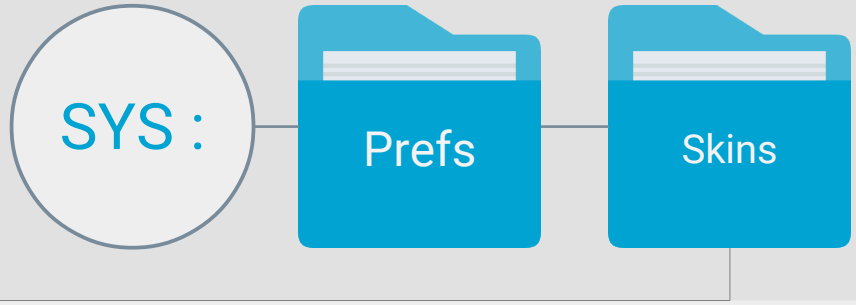

FlatPapillon

FlatPapillon_Gauge.png
FlatPapillon_GaugeActive.png
FlatPapillon_SliderBackground.png
MenuBackground
MenuTitlebar
mui.prefs
PopupMenu
PropHorizontalIntern
PropHorizontalKnob
PropHorizontalLeft
PropHorizontalRight
PropVerticalBottom

(i) This is MUI prefs file saved from fresh MOS 3.10b install. The MUISkin patch failed See Troubleshooting [7]

PropVerticalIntern
PropVerticalKnob
PropVerticalTop
STitleBarBackground
STitlebarObject
SkinConfig
SysIClassClose
SysIClassDepth
SysIClassDown
SysIClassIconify
SysIClassJump
SysIClassLeft
SysIClassMUI
SysIClassMenuCheck
SysIClassMenuKey
SysIClassMenuToggle
SysIClassPopUp
SysIClassRight
SysIClassSDepth
SysIClassSize
SysIClassSnapshot
SysIClassSubmenu
SysIClassUp
SysIClassZoom
WindowShadowBL
WindowShadowBLActive
WindowShadowBM
WindowShadowBMActive
WindowShadowBR
WindowShadowBRActive
WindowShadowLB
WindowShadowLBActive
WindowShadowLM
WindowShadowLMActive
WindowShadowLT
WindowShadowLTActive
WindowShadowRB
WindowShadowRBActive
WindowShadowRM
WindowShadowRMActive
WindowShadowRT
WindowShadowRTActive
WindowShadowTL
WindowShadowTLActive
WindowShadowTM
WindowShadowTMActive
WindowShadowTR
WindowShadowTRActive
WindowTitlebarM1Active
WindowTitlebarM3
WindowTitlebarM3Active
WindowTitlebarR
WindowTitlebarRActive
WindowTitlebarRM
WindowTitlebarRMActive
WindowTitlebarL
WindowTitlebarLActive
WindowTitlebarLM
WindowTitlebarLMActive
WindowTitlebarM1

Requesters

/!\ Not taken by MorphOS Ô.ô See Troubleshooting [13]

Crash.png
DiskBusy.png
DiskError.png
DiskFull.png
DiskInsert.png
DiskNotValidated.png
DiskProtected.png
NoDisk.png
NotADOSDisk.png

FlatPapillon_BLK

FlatPapillon_BLK_Gauge.png
FlatPapillon_BLK_GaugeActive.png
FlatPapillon_BLK_SliderBackground.png
MenuBackground
MenuTitlebar
mui.prefs
PopupMenu
PropHorizontalIntern
PropHorizontalKnob
PropHorizontalLeft
PropHorizontalRight
PropVerticalBottom

(i) This is MUI prefs file saved from fresh MOS 3.10b install. The MUISkin patch failed See Troubleshooting [7]

PropVerticalIntern
PropVerticalKnob
PropVerticalTop
STitleBarBackground
STitlebarObject
SkinConfig
SysIClassClose
SysIClassDepth
SysIClassDown
SysIClassIconify
SysIClassJump
SysIClassLeft
SysIClassMUI
SysIClassMenuCheck
SysIClassMenuKey
SysIClassMenuToggle
SysIClassPopUp
SysIClassRight
SysIClassSDepth
SysIClassSize
SysIClassSnapshot
SysIClassSubmenu
SysIClassUp
SysIClassZoom
WindowShadowBL
WindowShadowBLActive
WindowShadowBM
WindowShadowBMActive
WindowShadowBR
WindowShadowBRActive
WindowShadowLB
WindowShadowLBActive
WindowShadowLM
WindowShadowLMActive
WindowShadowLT
WindowShadowLTActive
WindowShadowRB
WindowShadowRBActive
WindowShadowRM
WindowShadowRMActive
WindowShadowRT
WindowShadowRTActive
WindowShadowTL
WindowShadowTLActive
WindowShadowTM
WindowShadowTMActive
WindowShadowTR
WindowShadowTRActive
WindowTitlebarM1Active
WindowTitlebarM3
WindowTitlebarM3Active
WindowTitlebarR
WindowTitlebarRActive
WindowTitlebarRM
WindowTitlebarRMActive
WindowTitlebarL
WindowTitlebarLActive
WindowTitlebarLM
WindowTitlebarLMActive
WindowTitlebarM1

Requesters

/!\ Not taken by MorphOS Ô.ô See Troubleshooting [13]

Crash.png
DiskBusy.png
DiskError.png
DiskFull.png
DiskInsert.png
DiskNotValidated.png
DiskProtected.png
NoDisk.png
NotADOSDisk.png

Trouble shooting

Troubleshooting

FlatPapillon SKIN

MAIN MORPHOS ISSUES TO FIX

1

Fix trashed image for 90° rotated background image in sliders
(Seen in volume screenbar)



2

Disabling enhanced display doesn't draw shadows on windows and makes hard to spot 2 superposed windows
(A special tag in skinconfig file may add 1px global framed window.
/!\ PROP_LOOK tags seems not to work)

UPDATE

Fixed but suspicious pixel on top right and bottom right hand corner

3

15/16 bits screen doesn't use forced hexadecimal color in skinconfig file
(Recommendation: lock those set colors)

4

MorphOS should load automatically mui settings files while choosing a new skin
(Global MUI settings, screenbar mui settings, ambient MUI settings, ambient settings)

5

It's not possible to only change pointer shapes
(mouse.conf in SYS:Prefs/Env-archive/sys includes pointer name AND personal control settings)

Troubleshooting

MAIN MORPHOS ISSUES TO FIX

6 Ambient Arexx Script: I can set penspec of element with GetPrefs, but SetPrefs of penspec doesn't work (like m2)
(I have to overwrite SYS:Prefs/Ambient/Ambient.prefs to avoid this point >.<)

7 MUISkin patch doesn't save font information and external MUI classes settings

Troubleshooting

FlatPapillon SKIN

OPTIONAL MORPHOS ISSUES TO FIX

8 Using image as background color in mui elements (slider and tab) makes trouble under some software
(Example: in OWB, it hides progress bar in download window or overlayed data receiving progress bar element in bottom right hand corner)

10 I didn't find a way to disable knob in sliders. Is that possible?

12 Allow transparency to background frame images
(Example: personal images for slider, progress bar, ambient scroll bar...)

14 Ambient settings panel images and warning requester images are hardcoded and cannot be modified

9 Using underscore caracter in SYS:Prefs/Pointers folder shows mouse pointers in morphos settings / mouse / pointers tab but not using it after reboot.

11 Potential conflict with Roboto fonts (newer version used in my skin)

13 « Requesters » folder is not working with my own skin
(Copying this folder including default files from Ferox skin to FlatPapillon skin doesn't show « DiskInsert.png » image in the requester while typing in shell « Baguette: »)

15 Should personal « BootPictures » & « Wallpapers » drawers be created?

UPDATE

I remove personal folders and place Wallpapers & BootPictures files into MOSYS:Prefs/

Troubleshooting

FlatPapillon SKIN

OPTIONAL MORPHOS ISSUES TO FIX

16 Allow personal images « menu » and « toolbar » for Ambient
(SYS:Prefs/Ambient/images/)

17 In MUI settings, allow changing font color of:
- [Lists] Each state (instead of only one choice) would be welcome
- [Buttons] Active text button

18 I actually encounter a problem to harmonize visibility for extreme opposite exposition with Ambient « menu » and « toolbar » images.
(Maybe applying the same screenbar tint feature for icon could resolve it OR able to specify a path like deficons does in Ambient settings)

UPDATE

Fixed using grey color that can be seen over light or dark color.

19 Old def_tool, def_drawer and def_disk can be seen while refreshing screen/window
(They might be hardcoded :/)

20 Some Screen Manager MUI Settings icons seems to be hardcoded and cannot be modified
(Titlebar / Energy / Clock / Thermal / Jukebox)

21 Status bar informations in ambient window/lister at bottom are encapsulated in a frame/edge/color shape
(Allow to modify this imposed aspect)

22 WIFI screenbar icon is not displayed properly
(A different color seems to be applied to this specific screenbar item)

Install

#Install

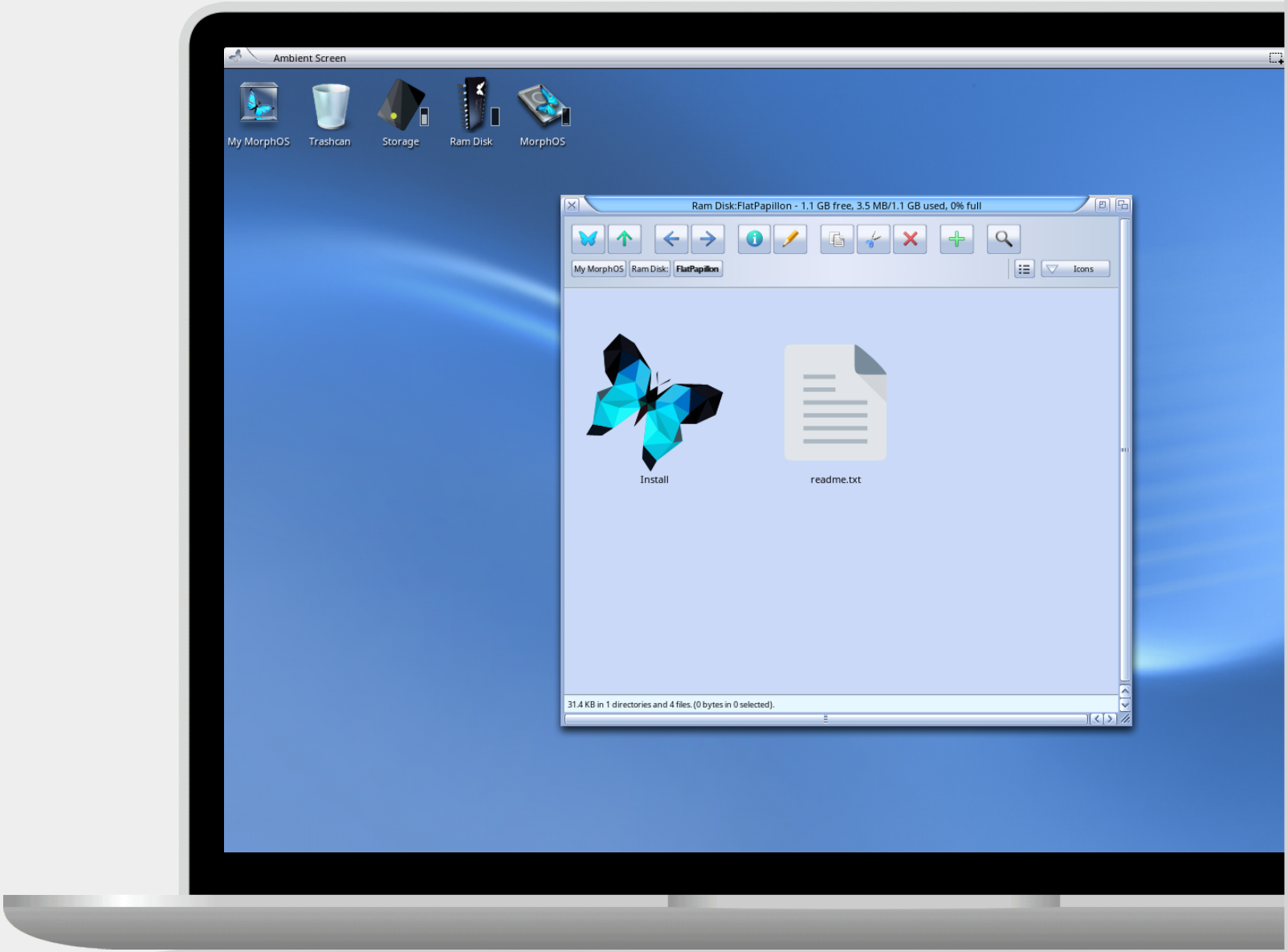

1

Boot from fresh or current MOS 3.1X install

- Unpack LHA archive anywhere you want

- Double click on **« Install »** butterfly icon

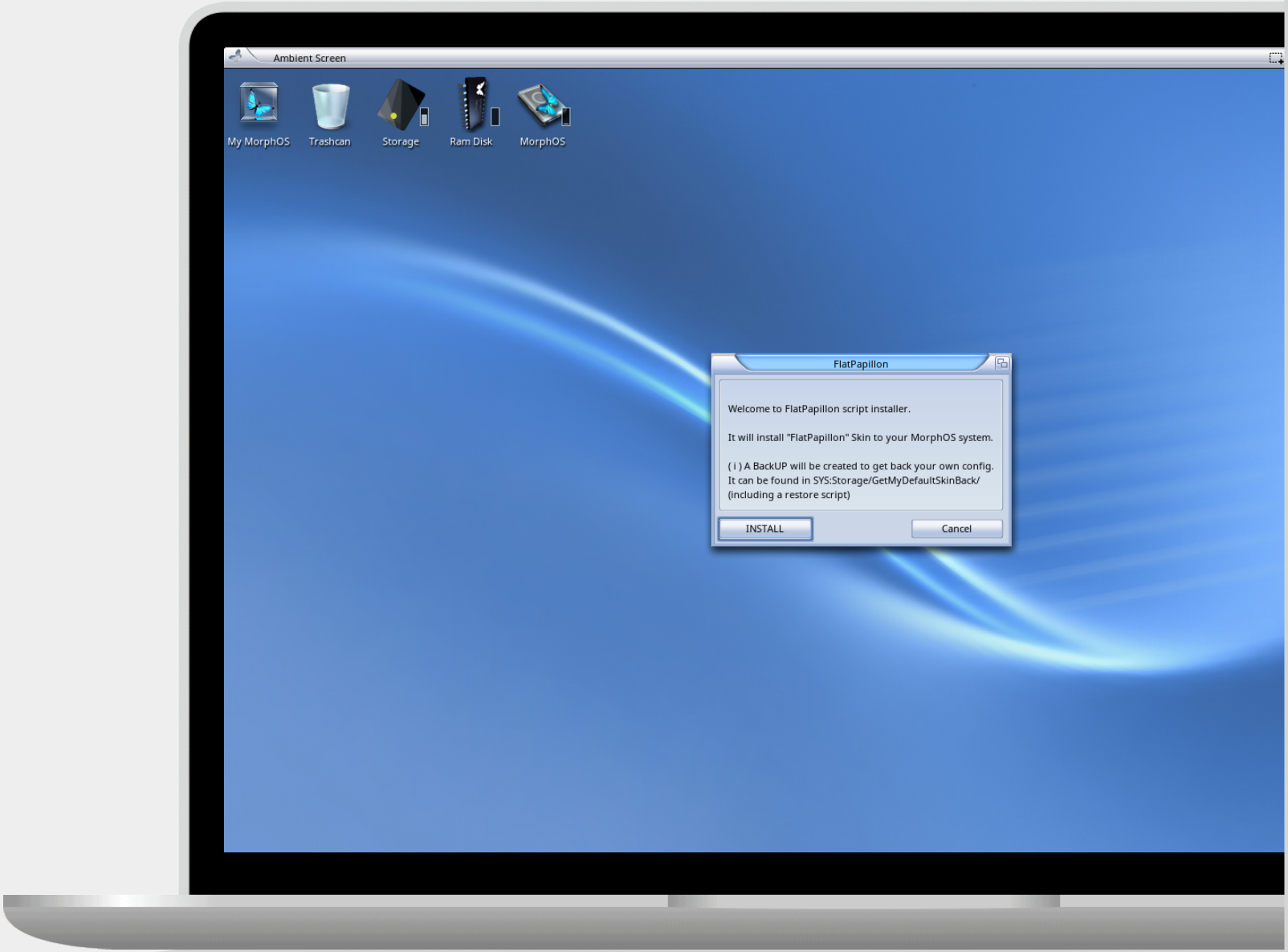

2

Here is the **Welcome message** asking you to follow the process

/!\ This script will overwrite some MOS and user files. Don't worry, original ones will be stored and available in SYS:Storage...

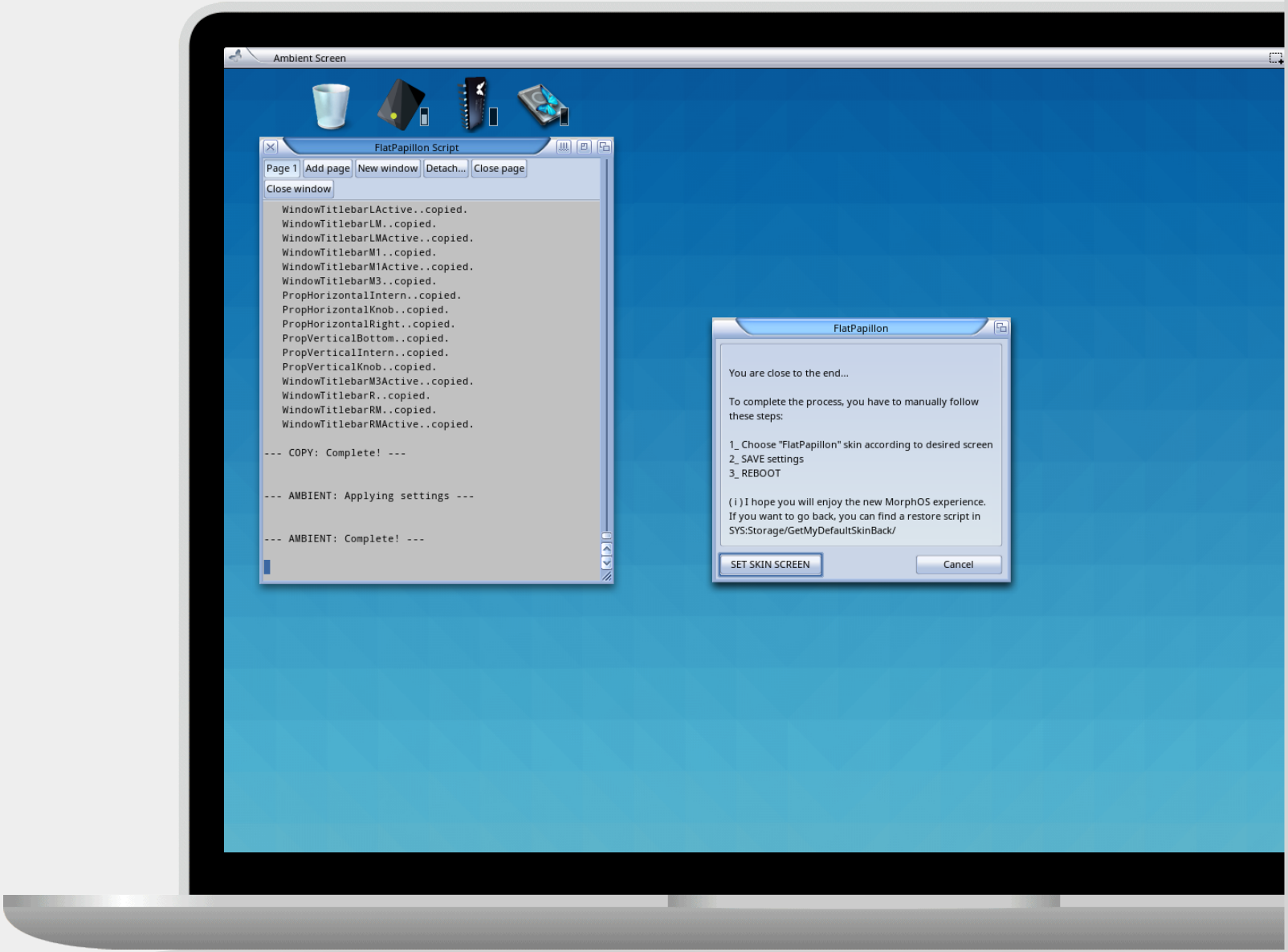

3

You're now invited to select **FlatPapillon** skin from the MorphOS Skin selector

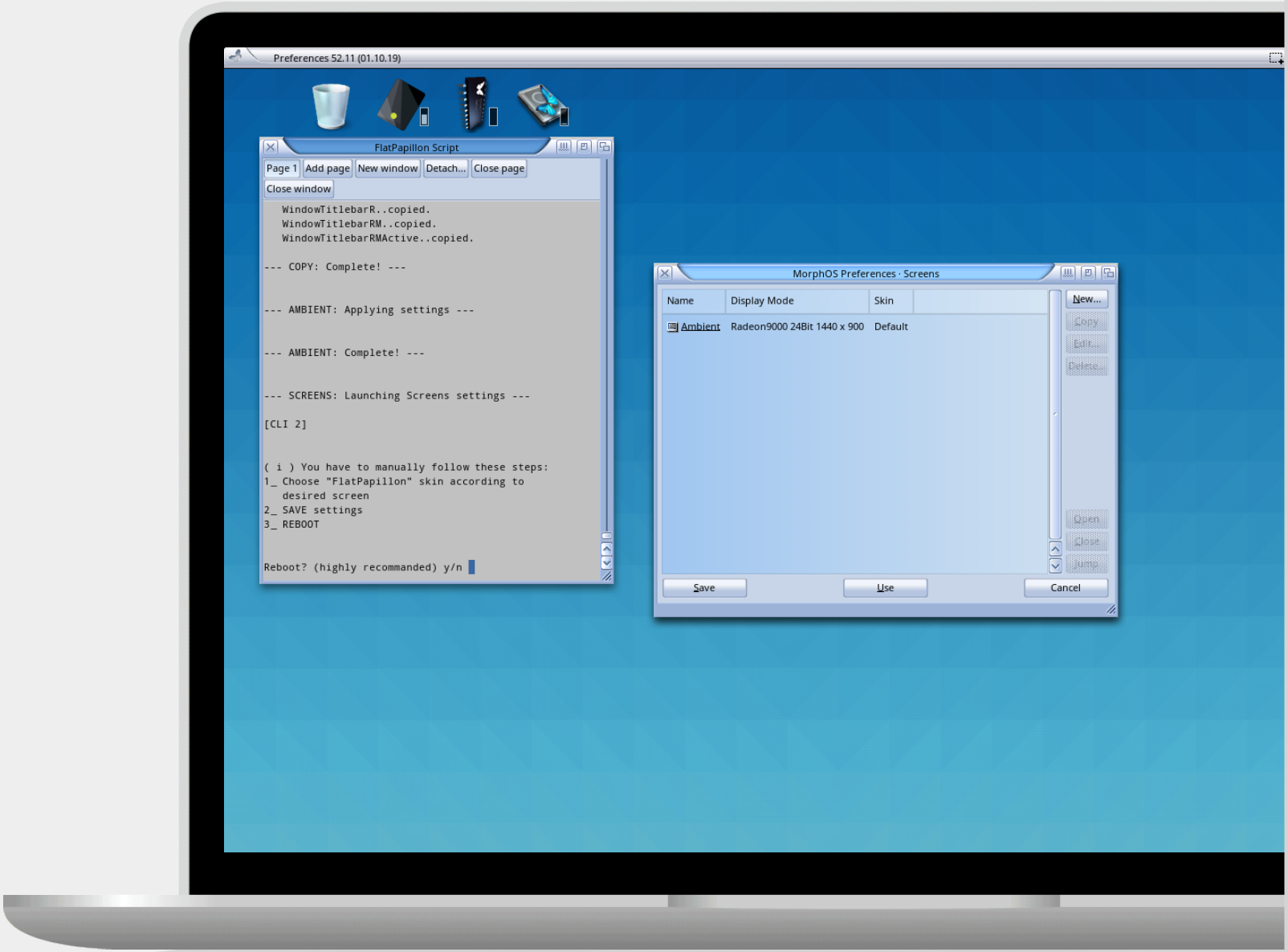

4

Double click on the **Ambient** Screen line

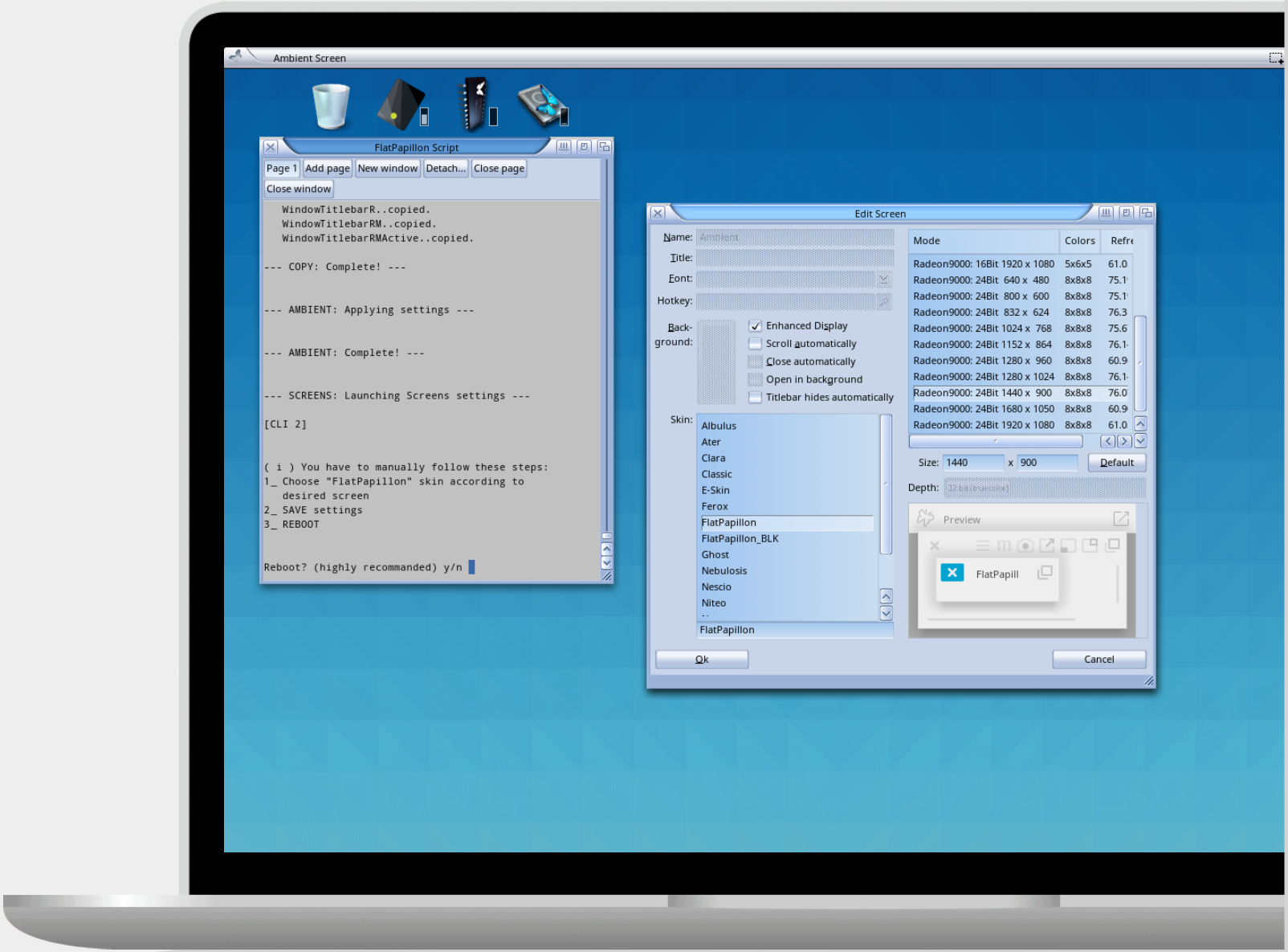

5

Select **FlatPapillon** from the Skin list and click on the **[OK]** button

The install script use by default the light version. I recommand you to select **FlatPapillon** first

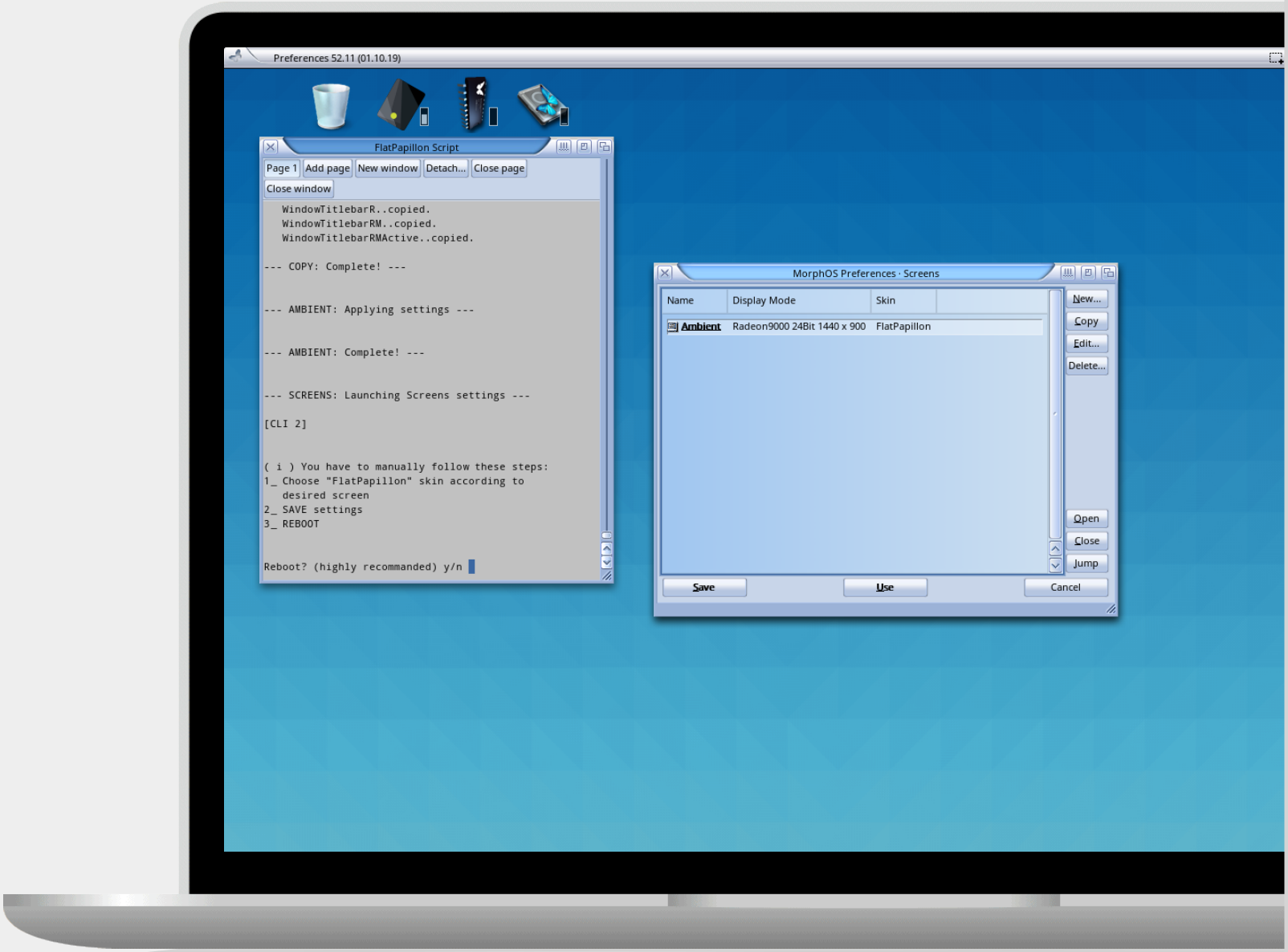

6

You're now back to **MorphOS Preferences - Screens** window

Click on **[Save]** button to apply changes

#Install

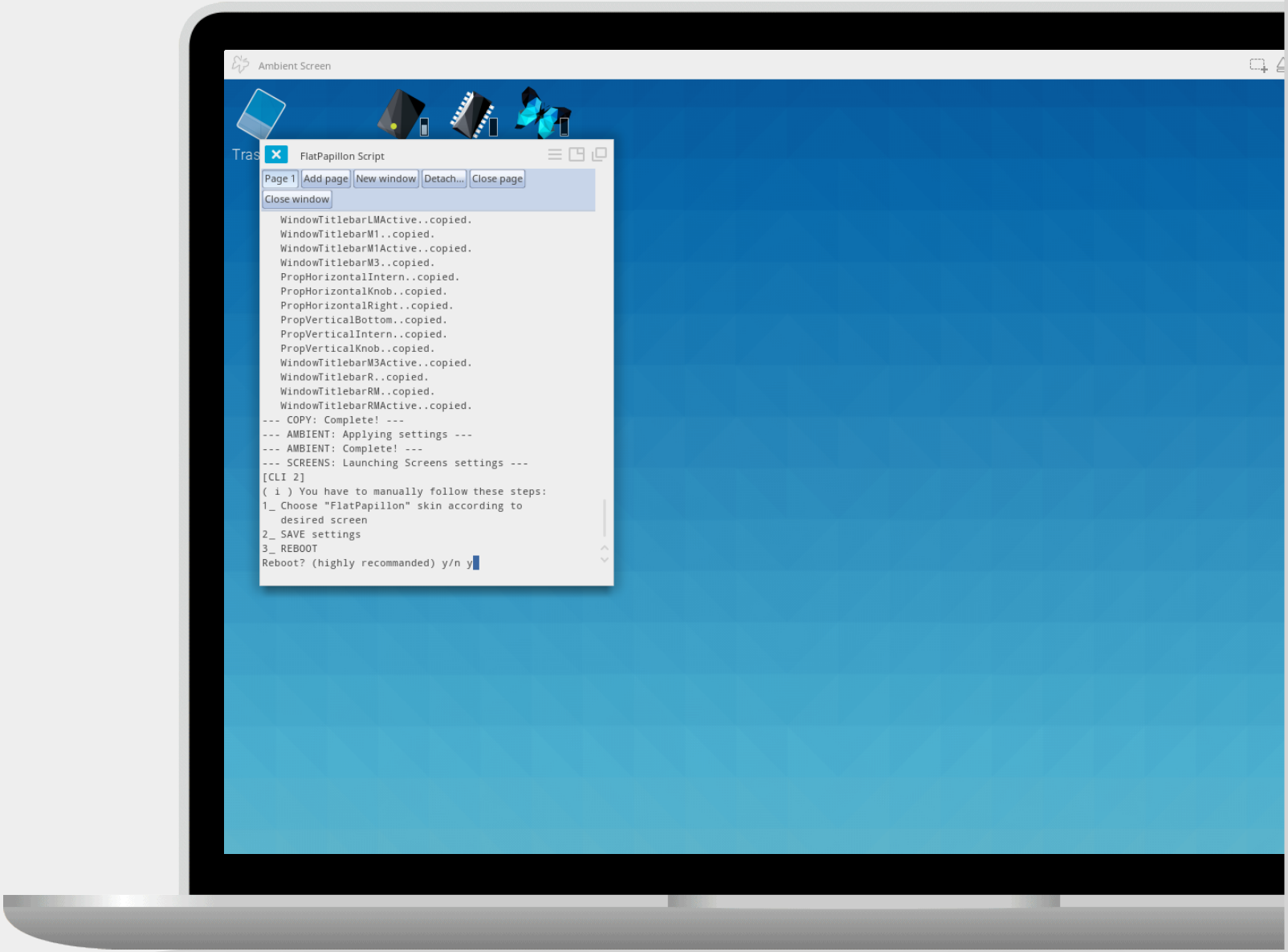

7

REBOOT

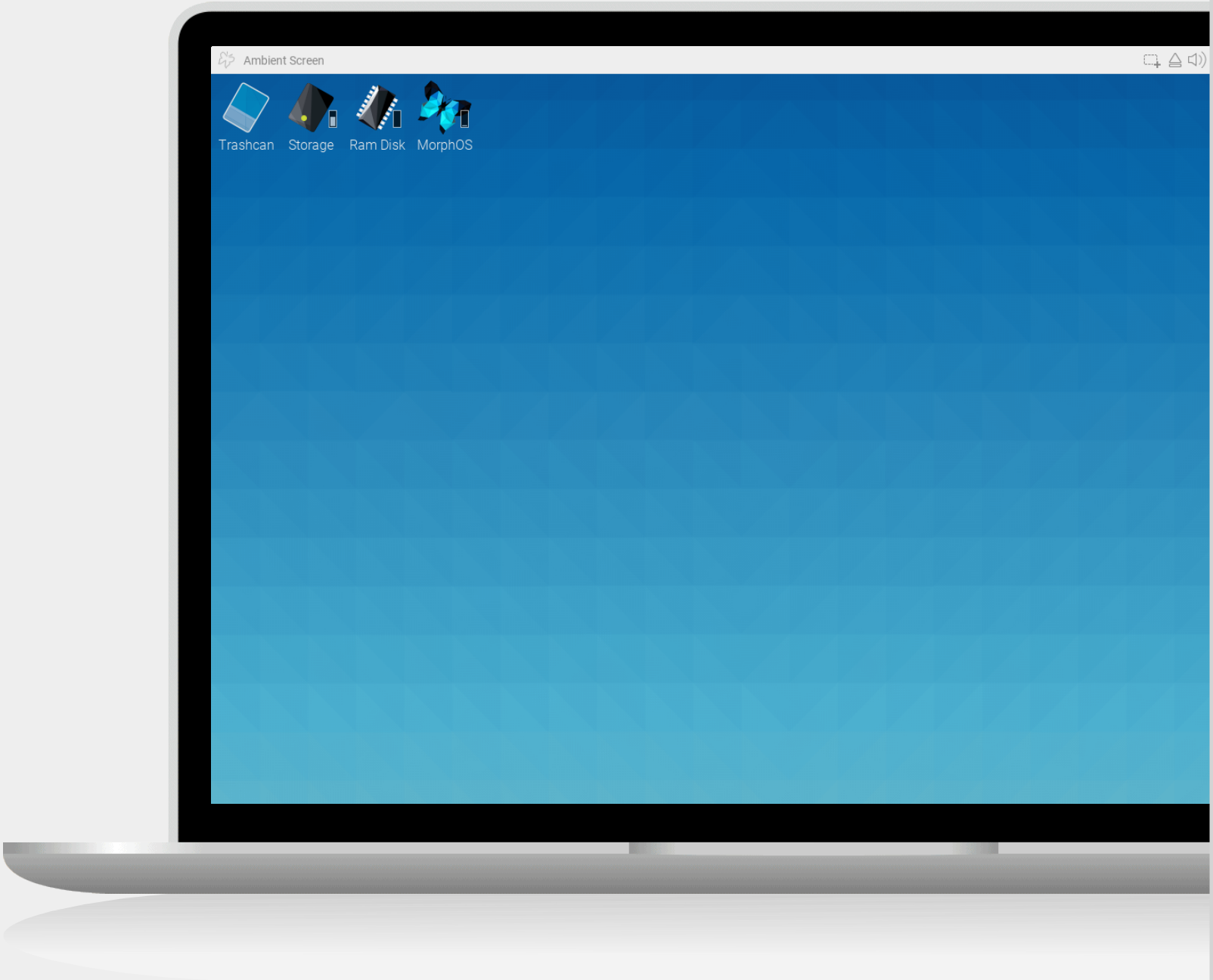

8

enjoy

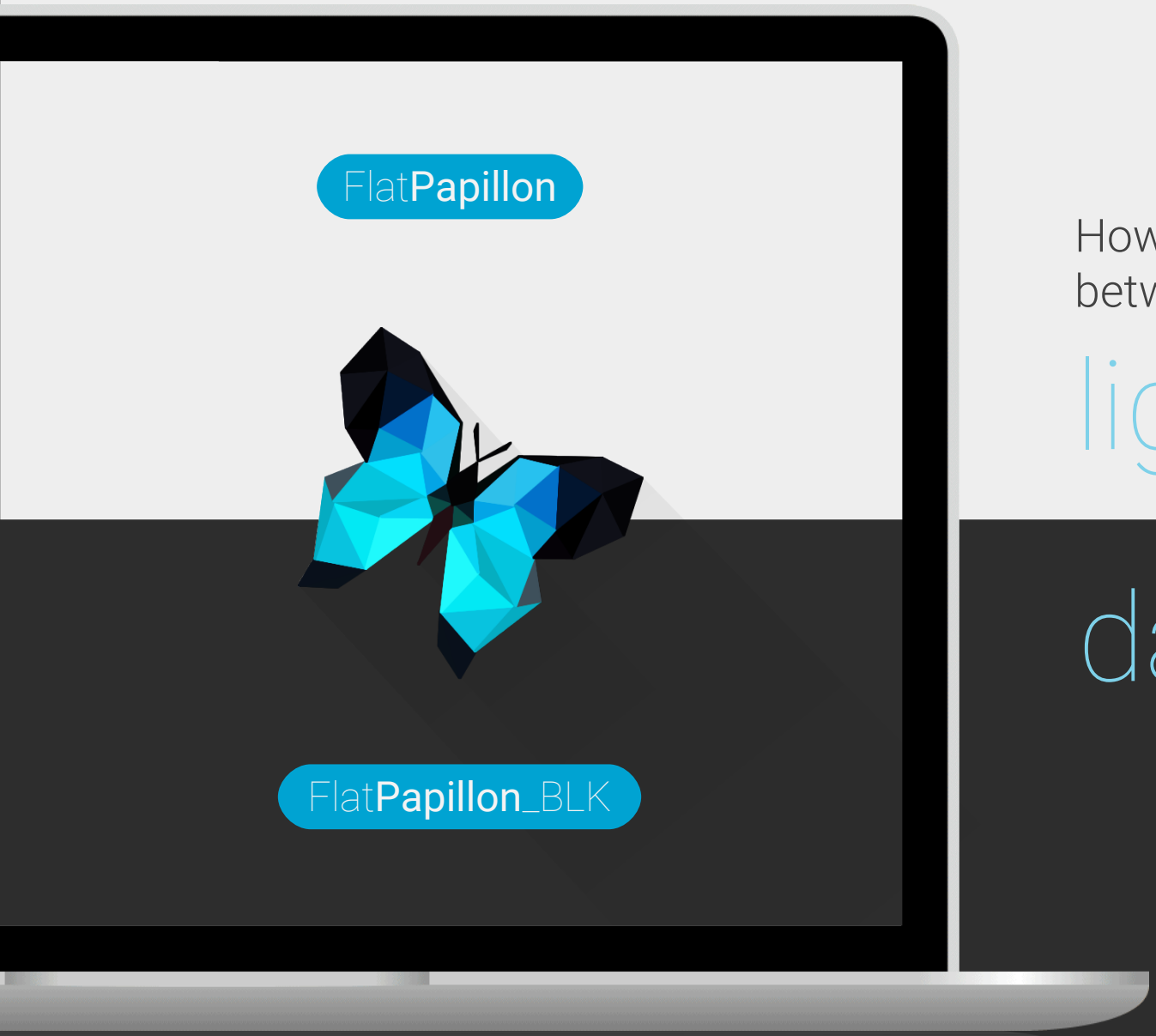

How to switch between

light

dark

#Install

How to Switch...

1

Right click on Ambient desktop and select from the menu **Settings** / **System...** item

On **MorphOS Preferences** window, select **Screens** icon

#Install

How to Switch...

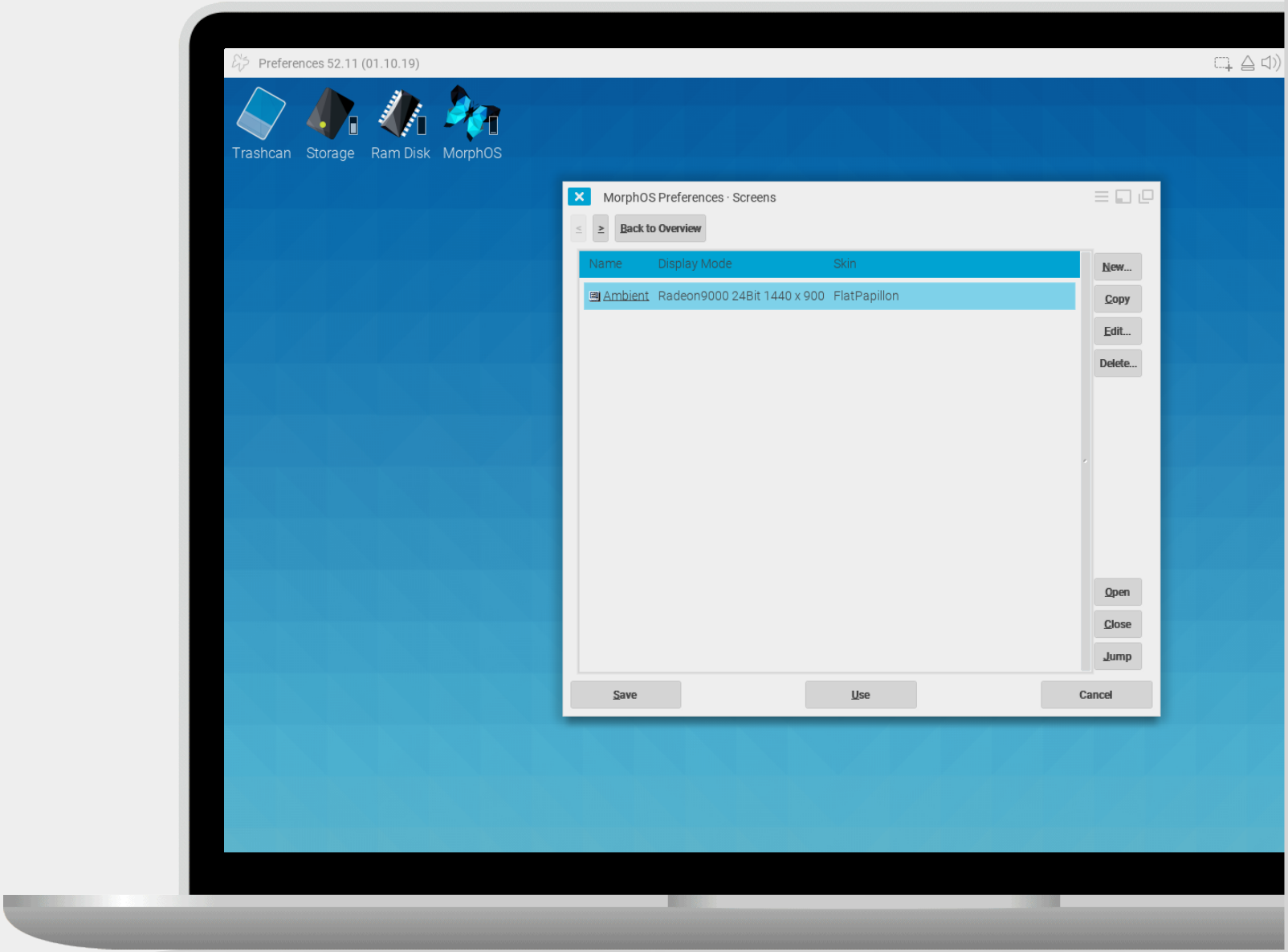

2

Double click on the **desired** Screen line

#Install

How to Switch...

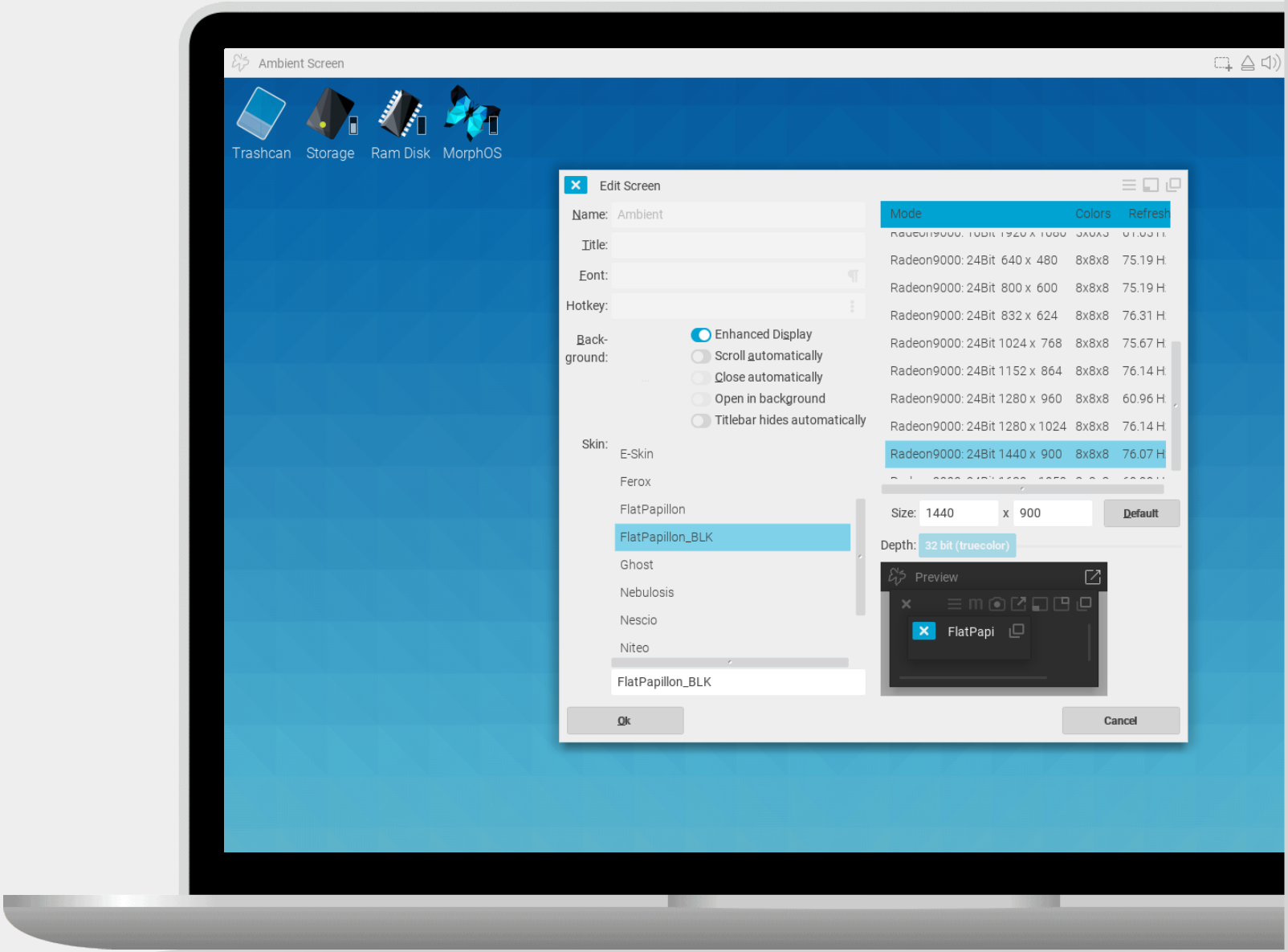

3

Select **FlatPapillon_BLK*** from the Skin list and click on the **[OK]** button

*or **FlatPapillon** if not set as default

#Install

How to Switch...

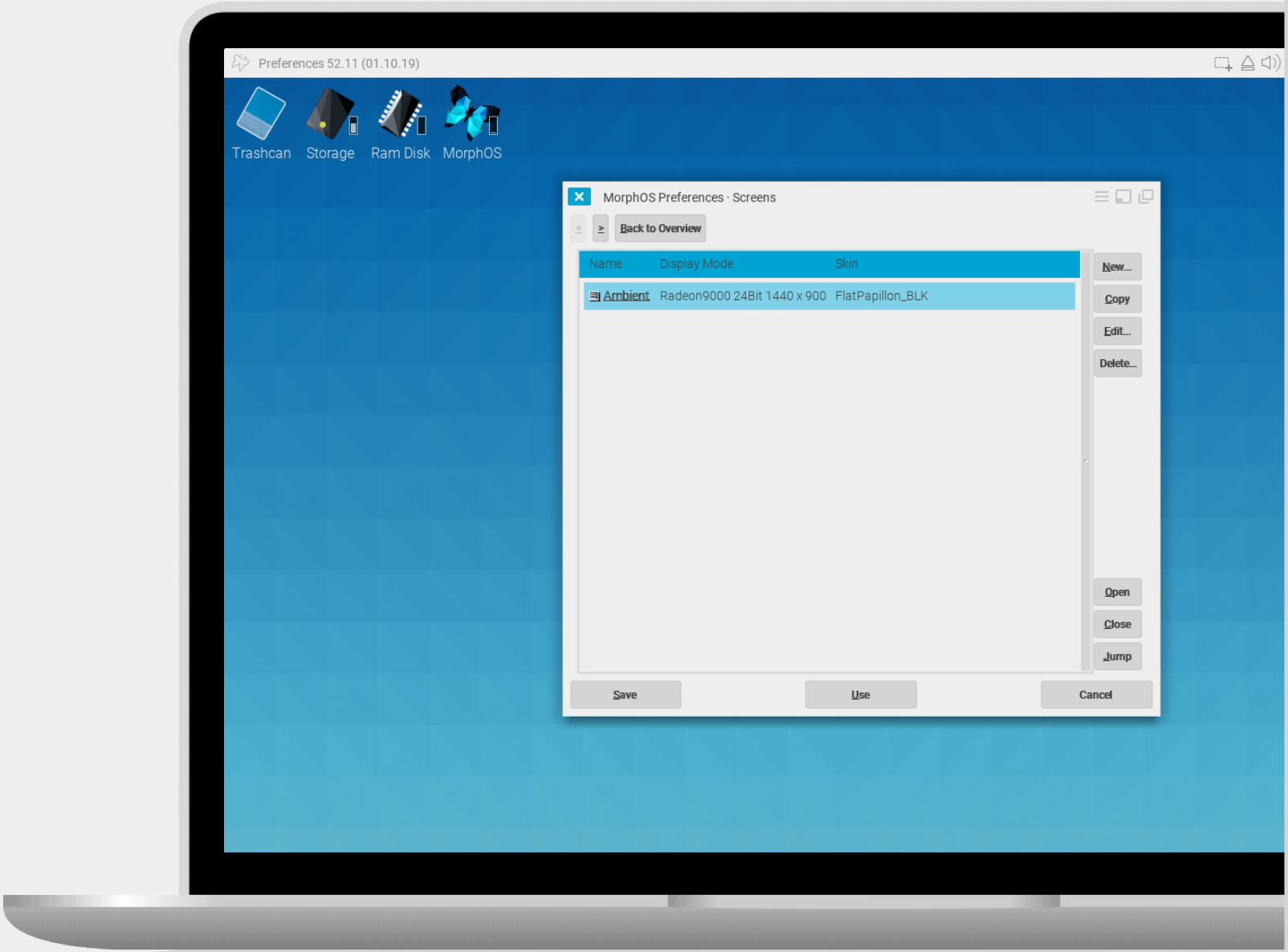

4

You're now back to **MorphOS Preferences - Screens** window

Click on **[Save]*** button to apply changes

*or **[Use]**

#Install

How to Switch...

5

Right click on Ambient desktop and select from the menu **Settings** / **MUI...** item

On **MUI Preferences** window, select the **[Settings]** button and **skin: FlatPapillon_BLK*** item

*or **skin: FlatPapillon**

#Install

How to Switch...

6

You're now back to **MUI Preferences** window

Click on **[Save]*** button to apply changes

*or **[Use]**

WHERE
CAN I FIND IT ?

This presentation and full skin package are available
on MorphOS Storage website
(#FlatPapillon #skin)

https://www.morphos-storage.net

Thank you

I hope you'll enjoy the
new MorphOS experience

Christophe « Highlander » DELORME
chris.highlander@free.fr